



SKYLINE
APARTMENT REIT

**SKYLINE
APARTMENT
REIT**

MEREWOOD
APARTMENTS
111 EAST 20TH AVENUE
DENVER, CO 80202
773.744.5553

Grounded in real estate,
powered by people,
and **growing** for the future...



*Back row from left to right: **Martin Castellan**, Co-Founder & Chief Administrative Officer; **Jason Castellan**, Co-Founder & Chief Executive Officer; **Wayne Byrd**, Chief Financial Officer; **R. Jason Ashdown**, Co-Founder & Chief Sustainability Officer;
*Front row from left to right: **Danny Cobban**, Vice President, Skyline Apartment Asset Management Inc.; **BJ Santavy**, Vice President, Skyline Living; **Matthew Organ**, President, Skyline Apartment Asset Management Inc.**

CONTENTS

Overview	4
Skyline Group Of Companies Awards	5
Sustainability Efforts	6
2022 Transactions	8
Address to Unitholders	12
President's Report	14
Senior Management	18
Independent Trustees	19
Forward-Looking Disclaimer	22
Management Strategy	23
Key Performance Indicators	24
Goals and Objectives & 2022 Highlights	25
Property Portfolio	26
Acquisitions and Dispositions	27
2022 Operating Highlights	28
Investment Properties	33
Capital Expenditures	36
Risks and Uncertainties	42
Subsequent Events	47
Consolidated Audited Financial Statements ...	49

OVERVIEW

\$4.73 B

Fair Value of Investment Properties
(17.40% increase)
(As at December 31, 2022)

22,259

Residential Units Across Canada
(As at December 31, 2022)

93.88%

Normalized FFO Payout Ratio
(As at December 31, 2022)

\$27.75

Class A Current Unit Value
(As at April 30, 2023)

\$1.11

Class A Annual Distribution per Unit
(As at April 30, 2023)

4.00%

Normalized FFO Payout Ratio
(As at April 30, 2023)

\$27.75

Class F Current Unit Value
(As at April 30, 2023)

\$1.14

Class F Annual Distribution per Unit
(As at April 30, 2023)

4.10%

Class F Annual Distribution Yield
(As at April 30, 2023)

10.46%

Class A - Annualized Return 1 yr
(As at April 30, 2023)

17.80%

Class A - Annualized Return 5 yr
(As at April 30, 2023)

14.51%

Class A - Annualized Return
Since Inception
(As at April 30, 2023)

River Ridge Towers
76 Mary Street, Chatham, ON

SKYLINE GROUP OF COMPANIES AWARDS



Best Managed Companies

Platinum Member —
Skyline Group of Companies


Skyline has retained its Best Managed Companies status for eight years. Platinum Member Winners demonstrate leadership in strategy, capabilities and innovation, culture and commitment, and financials.



Canadian Property Management Magazine 2022 "Who's Who" Ranking

Top 10 Apartment Owners & Managers (#7) — Skyline Apartment REIT

Skyline Apartment REIT ranked among Canada's Top 10 owners and managers of apartment real estate, based on total square footage within its portfolio.



RHB Magazine 2022 "The Annual" Edition

Canada's Top 10 REITs List (#5) — Skyline Apartment REIT

Skyline Apartment REIT ranked #5 in Canada (number of apartment suites owned and managed within its portfolio). RHB "The Annual" is "the complete market perspective for the Canadian rental housing industry."



IPOANS 2022 Innovation & Excellence Awards

Winner, Community Service — Skyline Group of Companies

Commemorating above-and-beyond achievement in community service over the previous year, awarding companies that go the extra mile in helping their surrounding communities.



FRPO 2022 MAC Awards

Winner, Property Manager of the Year (Michelle Twiss) — Skyline Living

Recognizing a Property Manager that has demonstrated excellence and professionalism, and has successfully managed their portfolio, staff, capital projects, and budgets while ensuring a high level of customer service and resident satisfaction over the past year.



Waterloo Area Top Employers 2022

Evaluating workplaces in the Kitchener-Waterloo area on eight criteria, including performance management, training and skills development, communications, community involvement, and more.



Report on Business 2022 Changemakers

Winner (Rob Stein, President, Skyline Energy)

Showcasing the emerging leaders transforming business today, with winners selected for their ideas, accomplishments, and impact.



Report on Business 2022 Canada's Top Growing Companies

Winner (ranked #314) — Skyline Group of Companies

Celebrating the boldest entrepreneurial achievement by identifying and bringing the accomplishments of innovative businesses in Canada to the forefront.



Guelph Chamber of Commerce 2022 Awards of Excellence

Winner, Community Builder — Skyline Group of Companies

Recognizing an outstanding business or organization that has a positive impact on the business, community, and social well-being within the city of Guelph.



CFAA 2022 Rental Housing Awards

Winner, Rental Housing Provider of the Year — Skyline Living

Recognizing a rental housing provider who has demonstrated exceptional leadership in the rental housing industry through an action, exceptional practice, or a dedicated initiative.

Winner, Rental Development of the Year (Carrington View Apartments, West Kelowna, BC) — Skyline Living

Recognizing a company that has achieved excellence in the development of a new rental housing project.

SUSTAINABILITY AT SKYLINE GROUP OF COMPANIES

2022 SUSTAINABILITY HIGHLIGHTS

160
newly installed
EV Charging Stations.

38,299 MWh¹
of electricity generated by solar assets
equivalent to powering 4,970 homes for
one year².

238
refugee families
supported through Refugee
Assistance Program.

\$379K+
raised for charities through
four major fundraisers.

90.8%
adoption rate of “going
paperless” among investors.

201
tenancies saved through R.I.S.E.
Tenant Support Program.

32
Permanent Supportive
Housing Units in development.

16,708 MWh
of renewable electricity produced at our
Elmira, Ontario biogas facility, equivalent
to powering 2,168 homes for one year.²

¹MWh: A measurement of energy usage; the amount of energy one would use if keeping a 1,000-kilowatt machine running for an hour.

²The number of powered homes equivalency figure is calculated by dividing the Expected Annual Generation of the asset(s) by the average electricity use per Ontario household. The average electricity use per Ontario household is determined through Natural Resource Canada's data on the total electricity consumption of the Ontario residential sector, divided by the total number of Ontario households.

OUR FOCUS AREAS FOR 2023



Develop a plan to internally and externally communicate mental health resources and encourage healthy living and wellness.



Understand the waste generation profile of Industrial & Retail tenants to determine possible risks to assets.



Submit to the GRESB Benchmark in July 2023 in an effort to assess and improve sustainability performance across the REIT portfolios (Apartment REIT, Retail REIT, Industrial REIT). We aim to utilize our GRESB score to inform our sustainability strategy, improving our Sustainability Program and GRESB scoring yearly.



Continue to invest in rental housing stock. In doing so, we will add much-needed supply, while ensuring longevity of current rental stock for Canadian communities.



Reduce contamination of residential recycling and organic streams by 15%.



Support charitable organizations through volunteering and monetary donations that focus on eliminating homelessness, hurt, and hunger in our communities and exceed our 2022 fundraising total.



Establish energy use intensity (EUI) thresholds for energy efficiency, e.g., properties with electricity use intensity of or greater than “10” are considered for improvements in the efficiency of building features to reduce consumption/improve intensity rating.



Evaluate the hiring process to ensure continued **opportunity for diverse representation** at all levels of the organization.



Determine climate disaster risk reduction strategies appropriate for exposure levels.



Obtain downstream verification reports from trades/suppliers on where our waste is going (i.e., recycling/landfill).



Source and provide training and workshops related to **DEI initiatives** (require mandatory attendance of key groups).



Develop a carbon reduction and offsetting plan.



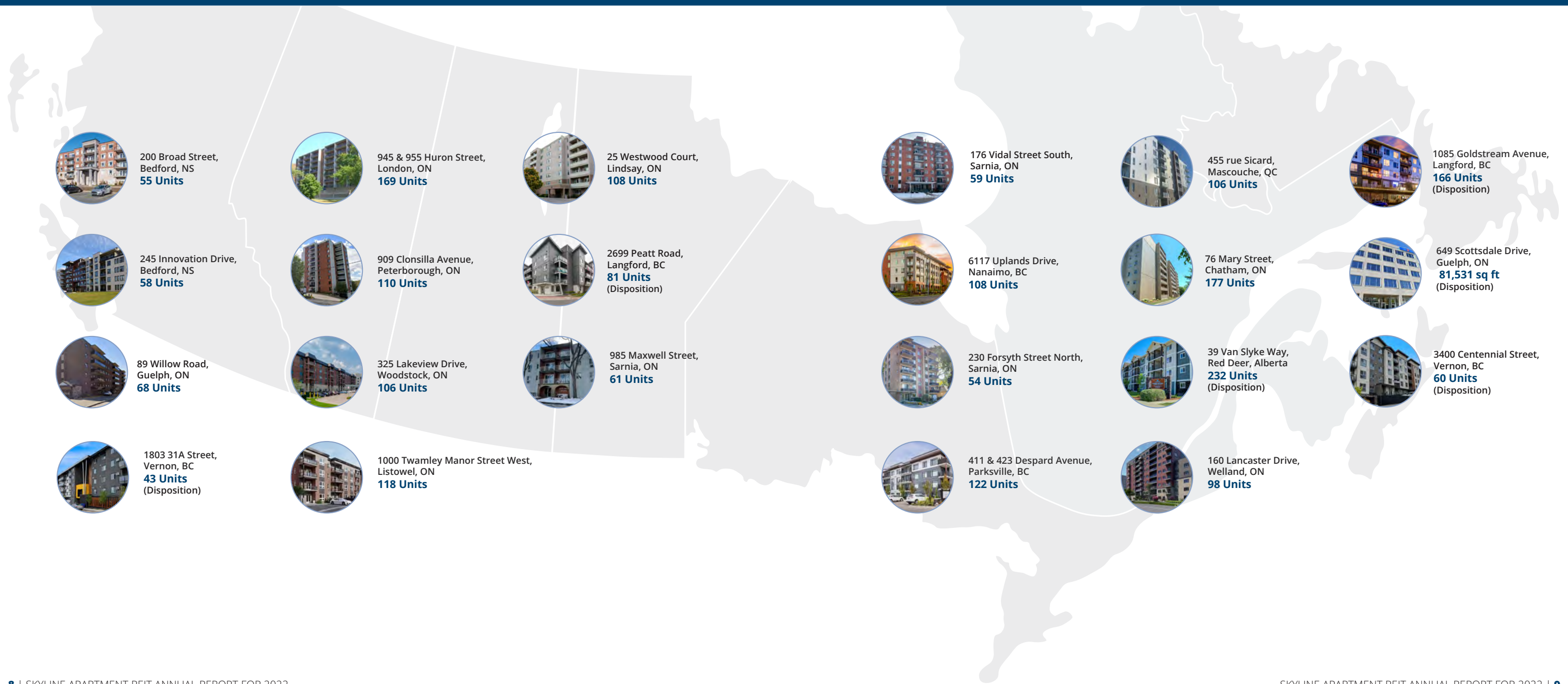
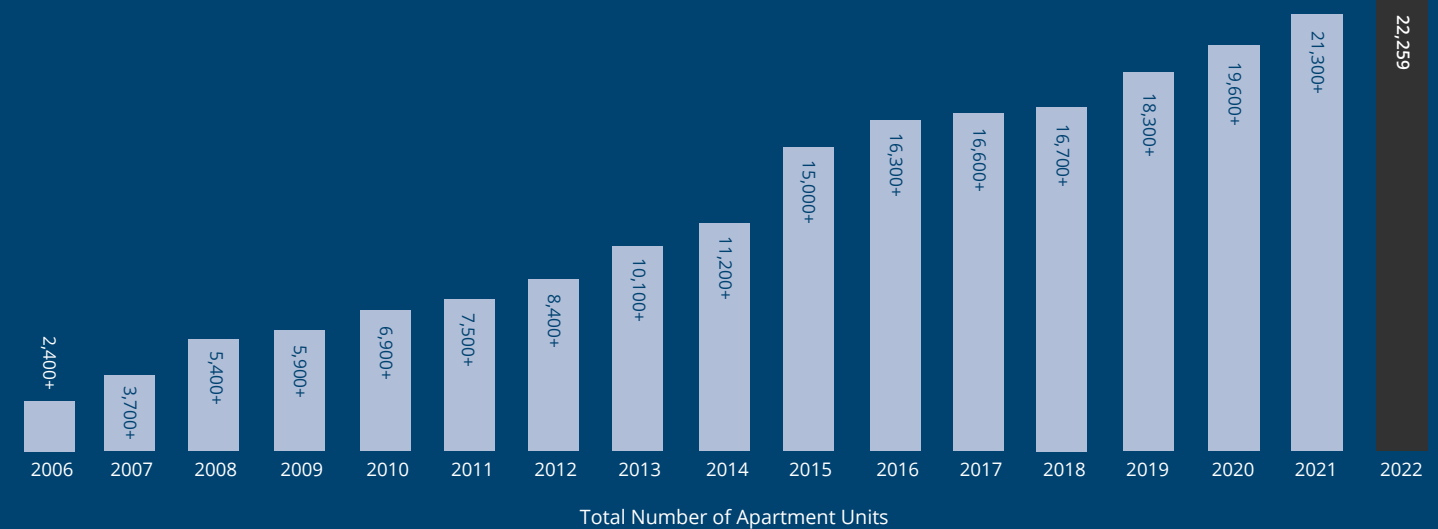
View Skyline's 2023 Sustainability Report
SkylineGroupOfCompanies.ca/Sustainability



2022 TRANSACTIONS

Skyline Apartment REIT is one of Canada's leading private multi-residential real estate portfolios.

The REIT is comprised of multi-residential buildings across Canada with an impressive track record of consistently delivering monthly distributions to its investors.



OUR CORE PURPOSE

To provide meaningful value and an exceptional experience for each of our stakeholders, while developing strong, supportive, and sustainable communities.

OUR MISSION

We bring passion, energy, and determination to make a positive impact with every interaction.

OUR P.R.I.D.E. VALUES

Professionalism
Respect
Integrity
Drive
Efficiency

CEO ADDRESS TO UNITHOLDERS

Sitting down to write about this year in review, I had a memory flash before my eyes of my high school French class. Time in that classroom passed very slowly: I would look at the clock, thinking 20 minutes had passed, only to find out that, in reality, it was 2 minutes. Fast forward to today, and I am experiencing the opposite phenomenon: the past year flew by so quickly, it felt like only a month had passed. Perhaps this can be partly attributed to my age, but I would like to think it is more so because Skyline is a lot more fun than high school French!

We have all had to contend with a year of rising interest rates, something for which many people share the same ennui I had toward French class. Still, 2022 seemed to pass by rapidly, because the effects of inflation have, in fact, been beneficial to our asset values and our revenue generation. We have seen bottom-line growth from this revenue; now we are watching the market move in our favour while we patiently wait to realize upon the turnover of residential suites, new leases, or new power contracts.

Like most of you, I am no longer in high school and, therefore, not as eager to see time fly, but there is an undeniable anticipation and excitement for these impending lifts—so much so that I would have been happy to see them happen yesterday.

We are continuing to prioritize risk mitigation wherever possible, looking at aspects of our

operations like fixed interest rates, contracts, and wages. Going forward, we are focusing on unlocking Mark to Market revenue which, when it flows through to the bottom line, results in an increase to the value of our assets. This is true no matter which way capitalization rates may be adjusted for an increase in interest rates, as long as our growing income exceeds our cap rate offset.

While rising interest rates can have a negative effect on value, they can be offset by rising income, which is exactly what we have been seeing over the past year. Inflation is beneficial for tangible investments and for income sources that are driven by it—with the compromise that interest rates will also rise. That is the nature of inflation. Recently, interest rate increases have slowed down, and there has been a cooldown of both wage pressures and the cost of goods required to operate our businesses. We still have that coiled-up income that we are seeing come online month after month, which is a definite positive for Skyline.

For the remainder of 2023, we are looking forward to interest rates continuing to cool off and to further realizing our Mark to Market revenue. We will continue to improve our fund portfolios through the disposition of older assets for which we have achieved maximum potential, redeploying that equity into newer opportunities with greater upside. We are also continuing to seek accretive acquisitions and surface value for our investors. What we

have all endured for the past three years has only fortified Skyline further, and in the past year, the path forward has become much more certain. We confront business challenges head-on and swiftly so that when opportunities present themselves, we are poised to take advantage of them.

On behalf of Skyline's leadership team, thank you for being a part of what makes Skyline and our funds successful. We look forward to sharing another year of growth and opportunity with you. *Merci beaucoup!*



"The effects of inflation have, in fact, been beneficial to our asset values and our revenue generation. We have seen bottom-line growth from this revenue; now we are watching the market move in our favour while we patiently wait to realize upon the turnover of residential suites, new leases, or new power contracts. ."

A handwritten signature in black ink, appearing to read 'J. Castellan'.

Jason Castellan

Co-Founder & Chief Executive Officer,
Skyline Group of Companies

PRESIDENT'S REPORT

I am pleased to present the Skyline Apartment REIT President's Report, outlining the Fund's 2022 results and taking a look at what the balance of 2023 and beyond holds. This report will provide a comprehensive analysis of what has made your investment with Skyline Apartment REIT historically stable, and the factors that contribute to continued Unit Value growth.

Year in Review

2022 was a successful year for Skyline Apartment REIT. The REIT completed \$422.8 million in acquisitions and developments, which added 1,518 residential suites to its portfolio. The majority of the REIT's 2022 acquisitions were added in established locations to further strengthen our position in our key markets in Ontario, Quebec, British Columbia, and Nova Scotia. In addition to acquisitions, the REIT sold five residential properties in BC and Alberta and an office/retail building in Guelph, Ontario. These dispositions were comprised of 582 residential suites and approximately 81,000 square feet of office/retail space; in total, they surfaced \$72.6 million in equity. As we continue to add new-build product to the REIT, we will seek opportunities to dispose of less desirable assets, in turn unlocking the equity for redeployment to create accretive income.

Through steady income growth and amid high demand for multi-residential investment in Canada,

Skyline Apartment REIT's Unit Value has increased 5.7% from \$26.25/Unit to \$27.75/Unit over the past year. The Unit Value increase is primarily driven by rent growth and operational efficiency. The REIT's distributable income increased from \$1.05/Unit to \$1.11/Unit over the past year, representing an 5.7% increase in Distribution per Unit to our investors. With the increase in Unit Value and Distribution per Unit, Skyline Apartment REIT Unitholders enrolled in the Distribution Reinvestment Plan (DRIP) received a 12-month return (March 2022 – March 2023) of 10.83%.

Canadian Rental Market Outlook

The Canadian rental market has seen significant demand for growth in recent years, which can be attributed to factors such as population growth, immigration, and economic stability. When compared to the other G7 countries (France, Germany, Italy, Japan, the United Kingdom, and the United States), the Canadian rental market is considered very stable and relatively affordable when compared to the cost of home ownership. Two key metrics which lend to the strength of the Canadian rental market are price-to-rent ratio and price-to-income ratio. These metrics measure rental affordability versus home ownership and home prices related to disposable income, respectively. In both measures, Canada has the largest

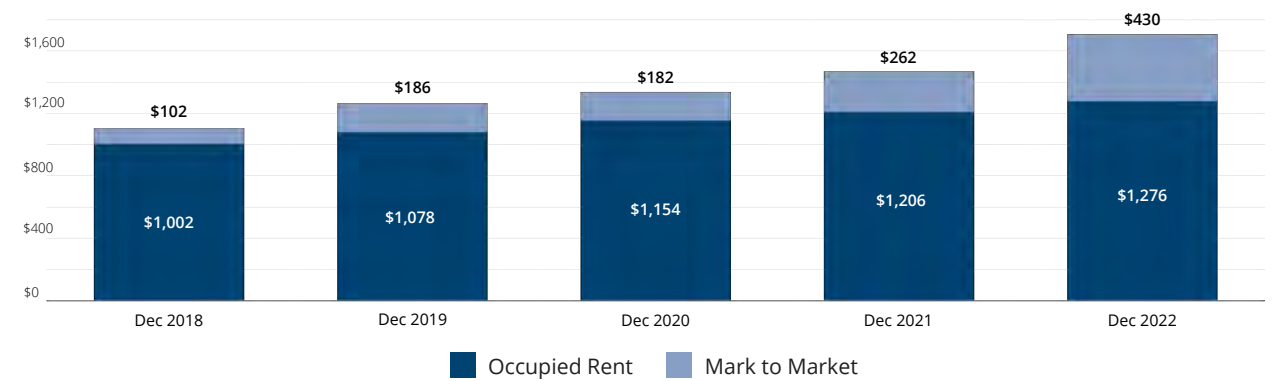
gap of the G7 countries, meaning that the percentage of Canadians that rent will likely continue to increase in the years ahead. Canada has experienced a significant increase in rental prices, especially in major cities like Toronto and Vancouver but also in the secondary and tertiary markets in which Skyline Apartment REIT predominantly operates. We have seen rental prices rise over the years, but the increase has been especially dramatic since the pandemic, fuelled by construction costs as well as supply and demand. The bottom line: a developers can't build multi-family rental product fast enough to meet the demand.

The Canadian provincial governments recognize this issue and are actively working toward implementing policies to spur construction of purpose-built rental

product by way of decreased development charges and fast-tracking the construction approval process. However, it is expected that the demand for rental properties will continue to outpace supply over the next decade. Skyline Apartment REIT is well positioned to benefit from the current market conditions and the easier inroads to new build product, as we continue to identify and acquire high-quality properties in strategic locations to cater to the growing demand for rental housing.

The chart below illustrates the REIT's occupied rent growth as well as the average Mark to Market gain on suites, which is realized upon turnover.

Average Occupied Rent Per Unit & Mark-to-Market Per Unit



PRESIDENT'S REPORT CONT.

Mortgage Rates

Until recently the past 30 years, we have been in a declining interest rate environment. During the pandemic, interest rates were at historic lows, which also pushed capitalization rates to notable lows. We understood that 2% mortgage rates were not here to stay indefinitely and would trend upward in time—and that cap rates would follow suit. To mitigate the REIT's interest exposure, our strategy has always been to have no more than 20% of the REIT's mortgages come due for renewal in any given year. By staggering the mortgage maturity dates, we have been able to minimize the impact of interest rate risk, which aids in providing stable distributions to our Unitholders. During the past three years, many of the mortgages that were renewed were locked in on 10-year fixed rates at historic lows. At year-end 2022, Skyline Apartment REIT's Weighted Average Mortgage Rate was 2.93%. In 2023, we have approximately 10.99% of the REIT's mortgages up for renewal. Since March

2022, the overnight rate has increased significantly and bond yields have fluctuated near 100 basis points, which has created a lot of uncertainty when targeting debt renewal rates.

In preparation for the increase in rates, we modelled a mortgage rate sensitivity analysis, taking into account all of our mature debt renewing at 2% higher than the outgoing rate for each of the next five years. Remaining conservative in this analysis, we used a suite turnover rate of 20% per year, which then captures only 70% of the current average Mark to Market rent gains. This analysis shows that the REIT's income growth from suite turnover is more than double the potential incremental interest expense if mortgages were renewed at 2% higher than their existing rates.

The chart below shows the potential incremental interest expense versus the incremental revenue gain from suite turnover the next five years.

WEIGHTED AVERAGE MORTGAGE RATE ("WAMR") SENSITIVITY - 5 YEAR OUTLOOK					
<i>(expressed in \$'000,000s of Canadian Dollars, except per Unit amounts)</i>					
	2023	2024	2025	2026	2027
Weighted Average Mortgage Rate ("WAMR") of Mortgages Maturing	3.18%	3.01%	2.70%	2.70%	2.73%
Cumulative WAMR of all mortgages if Maturing Mortgages are refinanced at existing rates, plus:					
1.00%	2.93%	3.04%	3.17%	3.25%	3.29%
1.50%	3.00%	3.17%	3.36%	3.47%	3.54%
2.00% Current WAMR as at March 31, 2023: 3.00%	3.08%	3.30%	3.55%	3.70%	3.78%
2.50%	3.15%	3.43%	3.74%	3.92%	4.02%
3.00%	3.23%	3.56%	3.93%	4.14%	4.27%
Forecasted mortgage interest expense variance, assuming maturing mortgages are refinanced at existing rates, plus:					
1.00%	(\$3.70)	(\$6.57)	(\$10.15)	(\$12.21)	(\$13.59)
1.50%	(\$5.55)	(\$9.86)	(\$15.23)	(\$18.31)	(\$20.39)
2.00%	(\$7.40)	(\$13.15)	(\$20.31)	(\$24.41)	(\$27.19)
2.50%	(\$9.25)	(\$16.44)	(\$25.38)	(\$30.52)	(\$33.98)
3.00%	(\$11.10)	(\$19.72)	(\$30.46)	(\$36.62)	(\$40.78)
Forecasted revenue growth on turnover ¹ :	\$ 16.02	\$ 32.05	\$ 48.07	\$ 64.10	\$ 80.13
Impact to projected Funds From Operation ("FFO") per Unit:					
1.00%	\$ 0.12	\$ 0.26	\$ 0.39	\$ 0.53	\$ 0.69
1.50%	\$ 0.10	\$ 0.22	\$ 0.32	\$ 0.45	\$ 0.60
2.00%	\$ 0.08	\$ 0.17	\$ 0.25	\$ 0.37	\$ 0.51
2.50%	\$ 0.05	\$ 0.13	\$ 0.18	\$ 0.29	\$ 0.42
3.00%	\$ 0.03	\$ 0.08	\$ 0.12	\$ 0.21	\$ 0.33

¹ Assumes annual turnover of 20%, on 22,259 residential units, with an average difference of in-place to market rents being \$300 per month per residential unit

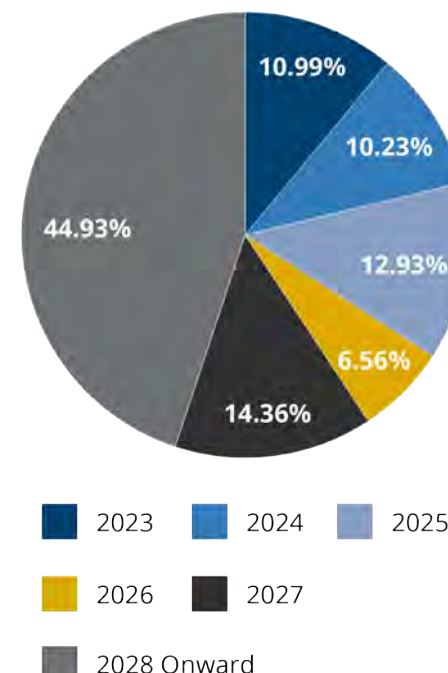
Unitholder Outlook

What does all this mean for our Unitholders?

The answer is simple: growth and stability. Unit Value increase comes from growth in revenue and operational efficiency. As you are aware, the REIT's revenue growth is captured through annual rent increases and suite turnover. As the chart depicts, there is a tremendous amount of revenue growth coming from suite turnover expected in the years ahead. Since the REIT's inception in 2006, our commitment to surface value for our Unitholders has remained steadfast. We will continue to seek and examine all opportunities and improve our internal operations with the objective of providing strong and stable returns for the future.

I would like to thank you for your part in another prosperous year, and for your continued support of Skyline Apartment REIT.

Total Mortgage Maturity Balance



*Percentages are based on the balance due on upcoming maturities.



"Skyline Apartment REIT is well-positioned to benefit from the current market conditions and the easier inroads to new build product, as we continue to identify and acquire high-quality properties in strategic locations to cater to the growing demand for rental housing."

Matthew Organ
President,
Skyline Apartment REIT

SENIOR MANAGEMENT



Jason Castellan
Co-Founder &
Chief Executive Officer,
Skyline Group of
Companies



Martin Castellan
Co-Founder &
Chief Administrative
Officer, Skyline Group of
Companies



R. Jason Ashdown
Co-Founder &
Chief Sustainability Officer,
Skyline Group of
Companies



Wayne Byrd, CPA, CMA
Chief Financial Officer,
Skyline Group of
Companies



Matthew Organ
President,
Skyline Apartment REIT



BJ Santavy
Vice President,
Skyline Living



Danny Cobban
Vice President,
Skyline Apartment REIT



Krish Vadivale
Vice President,
Finance,
Skyline Group of
Companies



Pete Roden
Vice President, Skyline
Mortgage Financing Inc.



Karyn Sales
General Counsel,
Skyline Group
of Companies

INDEPENDENT TRUSTEES



Jonathan Halpern

Jonathan Halpern, CPA, CA, is currently the President of Metropolitan Equities Limited, a privately owned family office and real estate investment company. Prior thereto, Mr. Halpern was a senior manager with an international accounting firm specializing in real estate and small business. Mr. Halpern has also served on the management committee of a national commercial flooring distributor. Mr. Halpern is a member of Chartered Professional Accountants of Ontario and Manitoba, and holds a Bachelor of Commerce (Honours) degree with Distinction with the University of Manitoba. Mr. Halpern also sits on the Board of Trustees for Skyline Commercial REIT and Skyline Retail REIT.



Robert V. Breadner

Robert V. Breadner is President and Owner of Breadner Trailer Sales Amalgamated, a private holding and investment company, which maintains equity positions in various private businesses. A 1977 BBA graduate of Sir Wilfred Laurier University, Mr. Breadner was the former President and owner of Breadner Trailer Sales Limited, North America's Largest Transport Trailer Distributorship with dealerships across Canada, whose sales exceeded \$250 million in 2000. After being awarded Ontario's Entrepreneur of the Year in 1996, as well as having Breadner Trailer Sales named one of Canada's 50 best companies four years in a row, Mr. Breadner sold the business in 2001. Mr. Breadner continues to be the Chairman of family owned R and S Trailer Leasing Ltd.; one of Canada's largest transport trailer leasing companies and trailer sales organizations.



Edward (Ted) Perlmutter

Ted Perlmutter is a seasoned commercial real estate lawyer and was a partner for 25 years in one of Canada's preeminent law firms: Blake, Cassels & Graydon LLP. Having an in-depth experience in leading highly complex transactions in the public and private sectors including development financing of infrastructure, Mr. Perlmutter built a reputation for developing and successfully executing innovative approaches. Mr. Perlmutter is a sought-after counsel on complex real estate issues. He holds a Master of Laws degree from the London School of Economics.



Jeffrey Neumann

Jeff Neumann is the broker and co-owner of Coldwell Banker Neumann Real Estate in Guelph, Ontario. Since 1996, Mr. Neumann has developed Coldwell Banker Neumann Real Estate into a local industry leader, with over 80 salespeople averaging over \$650 million in sales per year. Mr. Neumann has also been an active real estate investor in both the apartment and office sectors. His experience and breadth of knowledge in a broad range of real estate matters— including acquisitions, financing, management, development, and dispersal—leaves him uniquely positioned to serve on the Skyline Apartment REIT Board of Trustees.



Susan Taves

Susan Taves is a Chartered Professional Accountant, having spent years as a partner at BDO Canada LLP until 2016. Her expertise extends to the fields of finance, merger and acquisition transactions, leadership, and governance. She is a member of the Chartered Professional Accountants of Ontario (1987), holds the ICD.D designation from the Institute of Corporate Directors (2015), and is a graduate of the University of Waterloo (1984). In addition to serving as a Skyline Apartment REIT Trustee, Susan currently sits on the boards of Kindred Credit Union, where she is Board Chair, and TSX Trust Company, where she is Chair of the Audit Committee.

FINANCIAL REPORTING

Forward-Looking Disclaimer

The following Management's Discussion and Analysis ("MD&A") of the results of operations and conditions for the year ended December 31, 2022, should be read in conjunction with Skyline Apartment Real Estate Investment Trust's ("Skyline Apartment REIT" or the "REIT") audited consolidated financial statements. Certain statements in this MD&A could be considered forward-looking information within the meaning of applicable securities legislation. Forward-looking information is based on a number of assumptions and is subject to a number of risks and uncertainties, many of which are beyond the REIT's control, which could cause actual results to differ materially from those disclosed in or implied by such forward-looking information. These risks and uncertainties include, but are not limited to, general and local economic and business conditions, the financial condition of tenants, our ability to refinance maturing debt, rental risks, including those associated with the ability to rent vacant suites, our ability to source and complete accretive acquisitions, and interest rates.

The information in this MD&A is based on information available to Management as of April 30, 2023, except where otherwise noted. Skyline Apartment REIT does not undertake to update any such forward-looking information whether as a result of new information, future events, or otherwise.

In some instances, forward-looking information can be identified by the use of terms such as "may", "should", "expect", "will", "anticipate", "believe", "intend", "estimate", "predict", "potentially", "starting", "beginning", "begun", "moving", "continue", or other similar expressions concerning matters that are not historical facts. Forward-looking statements in this MD&A include, but are not limited to, statements related to acquisitions or dispositions, development activities, future maintenance expenditures, financing and the availability of financing, tenant incentives, and occupancy levels.

Non-IFRS Measures

Skyline Apartment REIT releases audited consolidated annual financial statements in accordance with International Financial Reporting Standards ("IFRS"). In this MD&A, as a complement to results provided in accordance with IFRS, Skyline Apartment REIT also discloses and discusses certain financial measures not recognized under IFRS and that do not have standard meanings prescribed by IFRS. These include net operating income ("NOI"), Funds from Operations ("FFO") and applicable per Unit amounts and payout ratios (collectively, the "Non-IFRS Measures").

These Non-IFRS Measures are further defined and discussed in the "Key Performance Indicators" and "Funds from Operations" sections of this MD&A. Since NOI and FFO are not measures recognized under IFRS, they may not be comparable to similarly titled measures reported by other issuers. Skyline Apartment REIT has presented the Non-IFRS measures because Management believes these Non-IFRS measures are relevant measures of the ability of Skyline Apartment REIT to earn revenue and to evaluate Skyline Apartment REIT's performance. A reconciliation of the Non-IFRS measures is provided in the "FFO Payout Ratio" section. The Non-IFRS measures should not be construed as alternatives to net income (loss) or cash flows from operating activities determined in accordance with IFRS as indicators of Skyline Apartment REIT's performance or the sustainability of our distributions.

MD&A Overview

This MD&A focuses on key areas from the consolidated financial statements and pertains to major known risks and uncertainties relating to the real estate industry, in general, and the Trust's business, in particular. This discussion should not be considered all-inclusive as it excludes changes that may occur in general economic, political, and environmental conditions. Additionally, other elements may or may not occur, which could affect the organization in the future. To ensure that the reader is obtaining the best overall perspective, this discussion should be read in conjunction with the material contained in the audited consolidated financial statements for the years ended December 31, 2022 and 2021, along with all other information regarding Skyline Apartment REIT publicly posted by the REIT or its affiliates. It is not our intent to reproduce information that is located in these other reported documents, but rather to highlight some of the key points and refer you to these documents for more detailed information.

Business Overview

Skyline Apartment REIT is an unincorporated, open-ended investment trust created by a declaration of trust made as of June 1, 2006, and amended and restated as of December 5, 2022 (the "Declaration of Trust" or "DOT") and governed by the laws of the Province of Ontario and the federal laws of Canada applicable therein. Skyline Apartment REIT earns income from investments in a diversified portfolio of multi-unit residential properties and a complement of commercial properties located in Canada.

Management Strategy

As managers of Skyline Apartment REIT; employees of Skyline Living (the "Operations Manager"), Skyline Real Estate Limited Partnership (the "Asset Manager") and Skyline Wealth Management Inc. (the "Exempt Market Dealer") implement their unique values and proprietary strategies as they fulfill their responsibilities. The REIT's mandate is clear and focused on the following strategies:

- **Customer Satisfaction** - Management strives to keep all customers satisfied and as long-term tenants by creating an environment that is clean and comfortable within each property. By developing a sense of community within the properties through various programs, turnover and vacancy should be reduced. This may, in turn, create demand for people wanting to live in Skyline Apartment REIT's buildings. Through the reduction of costs associated with tenant turnover and through higher demand that allows for increased rents, net income should grow accordingly.
- **Maintenance and Repair Programs** - Management is fundamentally driven by efficiencies and cost-effective programs that are accretive to Skyline Apartment REIT's short-term and long-term value proposition. Management has positioned Skyline Apartment REIT to take full advantage of efficiency programs and capital investments that will attract customers and enhance the overall value of the portfolio.
- **Quality On-Site Building Staff** - Management believes that the success of a property, from both financial and customer satisfaction standpoints, starts with the attitudes and work ethic of the on-site building staff. From being the first point of contact, to providing ongoing attention to each customer's needs, the building staff represents Skyline Apartment REIT at every touchpoint. As well as being attentive and dedicated, Management will also seek on-site staff that are skilled in many areas in order to reduce the requirement and added costs for outside trades for ordinary day-to-day repairs and maintenance.
- **Detailed Financial Reporting** - Management utilizes sophisticated financial tools to maximize Skyline Apartment REIT's income and to measure the effectiveness of cost control and other efficiency programs. Management distributes in-depth financial reporting to those involved and who have a direct impact on the financial success and control of those particular incomes and expenses.
- **Strategic Debt Management** - The Asset Manager works diligently to seek out financing opportunities to optimize Skyline Apartment REIT's leveraged returns. Attention to staggered mortgage maturities and financing terms, within maximum leverage amounts set out in the Declaration of Trust, ensures that Skyline Apartment REIT's exposure to fluctuating interest rates over the short and long term are both minimized and utilized to the greatest benefit. The Asset Manager may also make use of operating lines of credit for capital expenditures and acquisitions to improve the overall returns of Skyline Apartment REIT.
- **Enhancement of Skyline Apartment REIT's Portfolio** - The Asset Manager is always looking at opportunities to maximize Skyline Apartment REIT's portfolio value. Properties that are 'mature' and that are no longer adding value to Skyline Apartment REIT may be sold or repositioned, if there is a market for an enhanced property. The Asset Manager will continue to diversify the portfolio by purchasing properties in what they believe to be thriving communities that will continue to strengthen Skyline Apartment REIT's broadened footprint that will reduce the risk of portfolio instability that may arise in any one particular community.
- **Communications** - The Exempt Market Dealer delivers current and relevant information to prospective and existing Unitholders in order to keep them informed and engaged. Ongoing communications occur through regular mass email updates, online postings to the investor-only website portal and quarterly newsletters that are included with Unitholders' quarterly statements. Communications cover relevant topics as they relate to Skyline Apartment REIT, including; new acquisitions and dispositions, existing property repositioning, the launch of new Offering Memorandums, special investor events, and general corporate news.

Key Performance Indicators

To meet its objectives and to evaluate the success of its strategies, Skyline Apartment REIT uses several key operating and performance indicators:

- **Distributions** - During 2022, Skyline Apartment REIT was paying monthly distributions to Unitholders of \$0.0875 per unit, or \$1.05 from February to August, and then \$0.0908 per unit, or \$1.09 on an annual basis. At December 31, 2022, approximately 39.5% of the REIT's Units were enrolled in the Distribution Re-Investment Plan ("DRIP").
- **Occupancy** - Management is focused on achieving occupancy levels that exceed the overall averages for the geographic regions in which Skyline Apartment REIT operates, without sacrificing the maximization of rental income. At December 31, 2022, occupancy in the multi-residential suites was 95.8% and in the commercial units was 83.4%.
- **Average Monthly Rents** - Through ongoing and active management, the highest possible average monthly rents are targeted in each geographic region and at each individual property. At December 31, 2022, average monthly multi-residential rent was \$1,276.00 per suite.
- **Loss to Lease** - Through the management of the key indicators of "occupancy" and "average monthly rents", Management also monitors "Loss to Lease" which is defined as the net positive or negative variance of actual rents against market rents. Management strives to minimize the Loss to Lease margin.
- **Net Operating Income ("NOI")** - This is defined as operating revenues less operating expenses and is a key measure of operating performance. It is a key non-International Financial Reporting Standards ("IFRS") financial measure of the operating performance of Skyline Apartment REIT. For the year 2022, Skyline Apartment REIT's NOI margin was 54.6%.
- **Same Property Net Operating Income** - This is defined as operating revenues less operating expenses for properties which were held for the same periods in 2019 through 2022. Management is focused on maintaining or increasing same property NOI year over year. For the year 2022, same property NOI was \$169.0 million, an increase of 8.3% over the prior year.
- **Funds from Operations ("FFO")** - FFO is a measure of operating performance based on the funds generated by the business before Re-Investment or provision for other capital needs. As Skyline Apartment REIT's portfolio matures, Management is targeting long-term that its distributions will be fully funded from FFO. For the year 2022, Skyline Apartment REIT generated \$83.3 million in FFO.
- **Payout Ratio** - To ensure that Skyline Apartment REIT retains sufficient cash to meet its capital improvement and leasing objectives, Management strives to maintain an appropriate FFO payout ratio over the year. For the year 2022, Skyline Apartment REIT's FFO payout ratio was 93.88%.
- **Active Portfolio Management** - Insofar as good opportunities exist that are accretive, Management will continue to acquire income-producing, multi-unit residential real estate for the portfolio. Further active management in the identification of properties that are well-positioned for successful accretive, repositioning strategies. The inverse is also true, where properties are deemed mature and non-accretive and where additional value-enhancing improvements will not further improve these properties, they will be positioned for sale.
- **Financing** - Management is continually managing and planning its financing strategies for the portfolio. This ensures that the portfolio is well-positioned to mitigate interest rate uncertainty as well as to responsibly ladder the maturities of the portfolio's mortgages over the long term.
- **Loan to Value ("LTV")** - The portfolio is regularly evaluated based upon key leverage ratios, comprised of mortgage debt, total indebtedness, historical cost and fair value in accordance with IFRS 13 – Fair Value ("IFRS 13"). Loan to value ratios are shown on both a historical cost and market value basis. The Declaration of Trust requires that the overall leverage ratio not exceed 70% Loan to IFRS Fair Value. However, it is Management's objective to keep the portfolio at a more conservative level of approximately 60% leverage based upon fair value. At the close of 2022, Skyline Apartment REIT's portfolio leverage ratio was 71.24% (against historical cost) and 54.85% (against IFRS 13 valuation).

Goals And Objectives Of Skyline Apartment REIT

In accordance with the Declaration of Trust, the goals and objectives of Skyline Apartment REIT are:

1. to provide REIT Unitholders with stable and growing cash distributions, payable monthly and, to the extent reasonably possible, tax-deferred, from investments in a diversified portfolio of income-producing, multi-unit residential properties located in Canada;
2. to maximize REIT Unit value through the ongoing management of Skyline Apartment REIT's assets, through the future acquisition, repositioning, and disposition of properties; and
3. to maintain a REIT that satisfies the REIT exception under the Specified Investment Flow Through ("SIFT") legislation in order to provide certainty to Unitholders with respect to taxation of distributions.

2022 Highlights

- The REIT grew its portfolio of investment properties from \$4.027 billion to \$4.728 billion (a 17.40% increase) over the course of 2022.
- As of March 7, 2023, the value of REIT units grew from \$26.25 to \$27.75 per unit (a 5.71% year-over-year increase).
- Average Monthly Rents as at December 31, 2022 was \$1,276.00 per residential unit.
- Weighted Average mortgage interest rate was 2.93%, on \$2.46B of outstanding mortgages as at December 31, 2022.

Financial Highlights (\$ thousands, except where noted)	2022	2021
Property revenues	\$335,691	\$303,281
Direct property expenses	(152,384)	(138,754)
Net operating income ("NOI")	\$183,307	\$164,527
Net income	\$301,355	\$273,955
Funds from operations ("FFO")	\$83,325	\$80,555
Total distributions declared to REIT and LP unitholders	\$78,223	\$66,900
Normalized FFO payout ratio	93.88%	83.05%

Property Portfolio

At December 31, 2022, through active portfolio management; the portfolio consisted of 22,259 residential suites and 432,195 square feet of commercial space, geographically well-diversified across 60 communities and 7 Canadian provinces.

The REIT continues to look at further expanding and enhancing the portfolio in markets across Canada.

Portfolio Average Monthly Rent & Occupancy (By Province) As at December 31, 2022	Average Occupied Monthly Rents	Occupancy %
Residential		
Alberta	\$1,418.16	95.1%
BC	1,678.48	94.3%
Manitoba	1,680.33	99.5%
New Brunswick	1,174.04	98.4%
Nova Scotia	1,758.74	98.3%
Ontario	1,219.04	96.2%
Quebec	1,240.67	97.3%
Residential Portfolio Average	\$1,276.00	95.8%
Commercial	\$1.47	83.4%

NOTE: This reporting format does not include the weighting of information by unit type.

Through its active property management strategies and proactive capital investment programs, Skyline Apartment REIT strives to achieve the highest possible average monthly rent in accordance with the local market conditions. Management also strives, through a focused, hands-on approach to its business, to achieve occupancies that are in line with, or higher than, market conditions in each of the geographical regions in which Skyline Apartment REIT operates while enhancing the overall qualitative profile of its resident base.

Acquisitions And Dispositions

Acquisitions Completed During the Year Ended December 31, 2022 (\$ thousands, except where noted)

Purchase Date	Number of Units	Region	Type	Acquisition Price	Mortgage Funding
March 3, 2022	55	Bedford	Residential	\$18,800	\$12,228
March 3, 2022	58	Bedford	Residential	18,800	12,376
March 3, 2022	68	Guelph	Residential	18,000	10,821
March 3, 2022	108	Lindsay	Residential	25,000	15,029
March 3, 2022	169	London	Residential	38,700	24,292
March 3, 2022	110	Peterborough	Residential	30,200	19,051
March 3, 2022	106	Woodstock	Residential	40,500	25,279
April 20, 2022	59	Sarnia	Residential	11,000	-
April 20, 2022	61	Sarnia	Residential	10,000	-
May 9, 2022	n/a	Trenton	Land	2,970	-
May 26, 2022	108	Nanaimo	Residential	34,700	-
May 30, 2022	n/a	Sarnia	Land	2,975	-
July 26, 2022	54	Sarnia	Residential	8,300	-
August 9, 2022	118	Listowel	Residential	32,773	278
August 16, 2022	98	Welland	Residential	29,674	303
August 30, 2022	122	Parksville	Residential	41,000	34,358
September 2, 2022	106	Mascouche	Residential	34,451	22,837
October 3, 2022	117	Chatham	Residential	22,300	11,800
December 1, 2022	n/a	Kingston	Land	848	-
December 1, 2022	1	Kingston	Residential	1,838	-
Total	1,518			\$422,829	\$188,652

Dispositions Completed During the Year Ended December 31, 2022
(\$ thousands, except where noted)

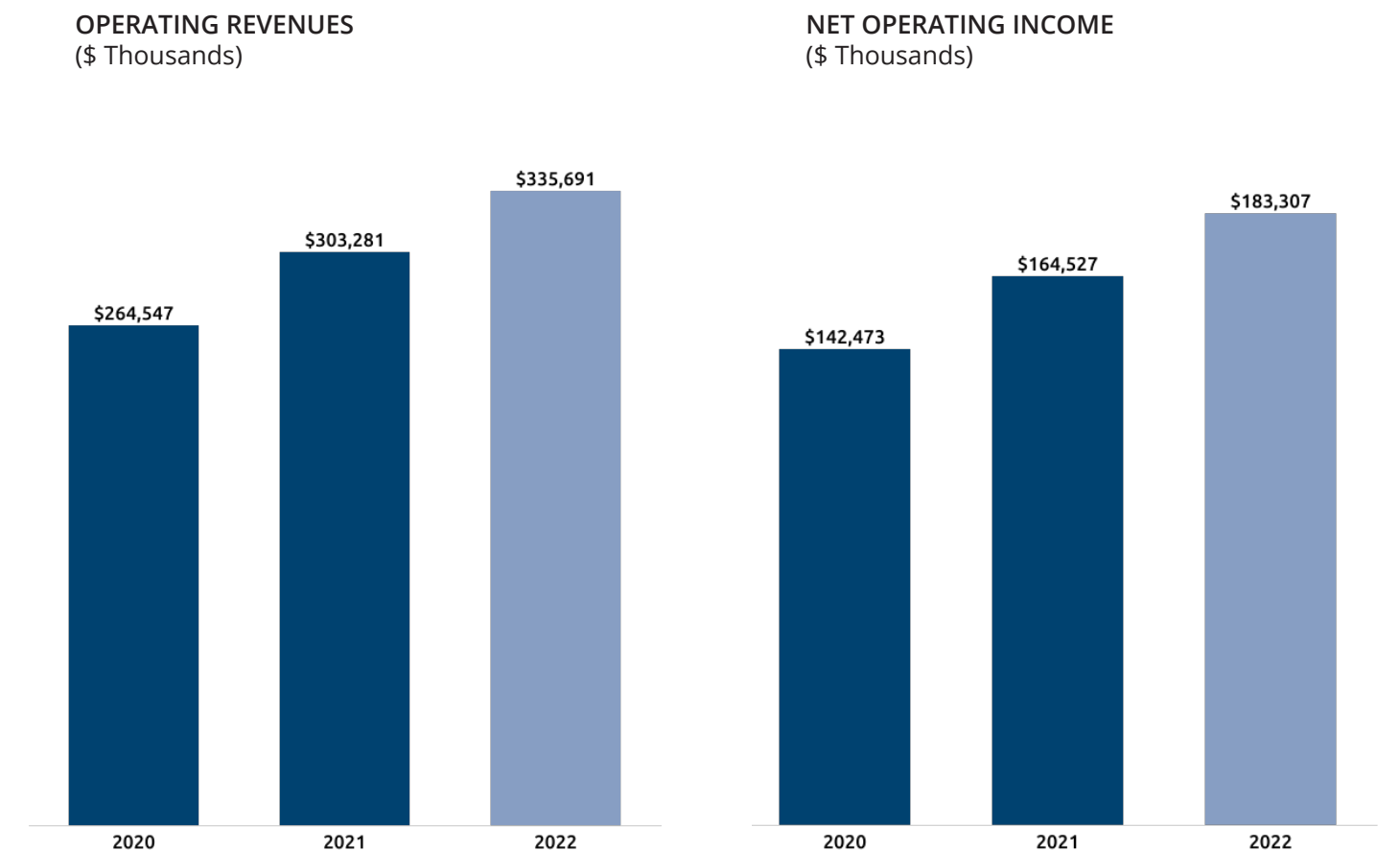
Disposition Date	Number of Units	Region	Sale Price	Cash Proceeds	Mortgage Discharged
January 24, 2022	81,531 Sq Ft	Commercial	13,725	4,821	8,904
February 23, 2022	81	Residential	32,900	18,530	14,370
February 23, 2022	43	Residential	12,550	5,677	6,873
February 23, 2022	60	Residential	18,250	9,032	9,218
March 1, 2022	166	Residential	66,300	28,085	38,215
May 17, 2022	232	Residential	39,200	6,462	32,738
Total	582		\$182,925	\$72,607	\$110,318

2022 Operating Highlights

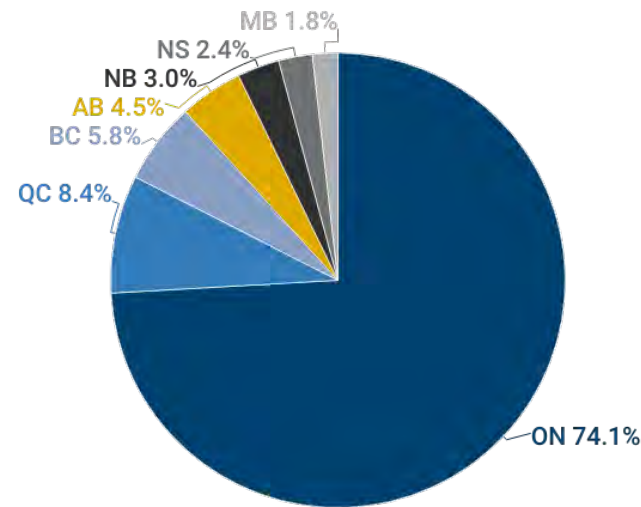
Regional Highlights (\$ thousands, except where noted)	2022		2021		Increase (Decrease)		
	NOI	NOI Margin (%)	NOI	NOI Margin (%)	Revenue Change (%)	Expense Change (%)	NOI Change (%)
Eastern Ontario	\$18,714	54%	\$15,984	55%	18%	20%	17%
Northern Ontario	\$12,932	48%	12,686	47%	8%	6%	2%
South Western Ontario	\$91,493	51%	79,918	50%	16%	13%	14%
Quebec	\$14,422	54%	13,003	57%	18%	28%	11%
Eastern Canada	\$11,215	56%	9,569	55%	16%	16%	17%
Western Canada	\$34,531	74%	33,367	60%	-13%	-12%	3%
Total	\$183,307	55%	\$164,527	53%	11%	11%	11%

Operating Results (\$ thousands, except where noted)	2022	%*	2021	%*
Property revenues				
Residential rent	\$324,430	96.6%	\$288,097	95.0%
Commercial rent	11,261	3.4%	15,184	5.0%
Total property revenues	\$335,691	100%	\$303,281	100%
Direct property expenses				
Property taxes	41,081	27.0%	38,176	27.5%
Other direct property costs	79,931	52.5%	70,048	50.5%
Utilities	31,372	20.6%	30,530	22.0%
Total direct property expenses	\$152,384	45.4%	\$138,754	45.8%
Net operating income ("NOI")	\$183,307	54.6%	\$164,527	54.2%

* As a percentage of property revenues

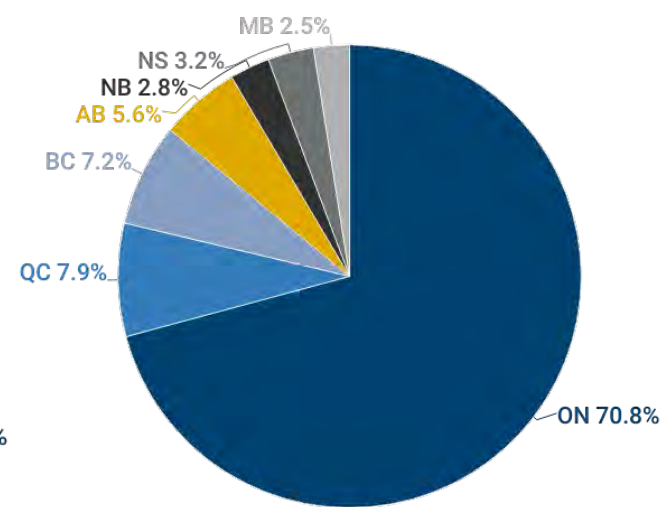


Residential Unit Breakdown by Province



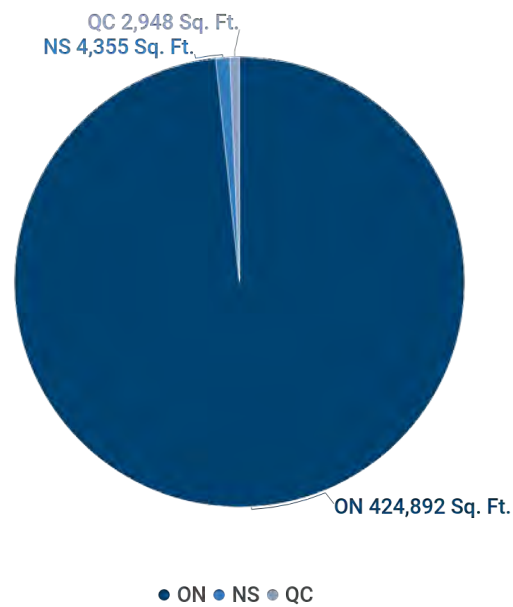
● ON 16,486 ● QC 1,878 ● BC 1,280 ● AB 1,000
● NB 678 ● NS 526 ● MB 411

Residential Rent Breakdown by Province



● ON ● QC ● BC ● AB ● NB ● NS ● MB

Commercial Sq. Ft. Breakdown by Province



● ON ● NS ● QC

Funds From Operations

FFO is a measure of operating performance based on the funds generated by the business before investment or provision for other capital needs. This non-IFRS measure is a broadly-used performance measure for real estate investment trusts. However, it does not have a standardized industry definition, and therefore, it may not be relied upon as a comparable indicator to other REITs that use a similar term. As Skyline Apartment REIT's portfolio matures, Management is targeting that its distributions will be fully funded from FFO; while recognizing that the un-stabilized properties in the portfolio have a short-term impact on performance, and thus FFO, available for distributions. During this period, it is considered a normal course of business for Management to be refinancing properties for operating cash flows and capital investment funds. Additionally, normal course of business includes the selling of mature assets for income and value crystallization.

Payout ratios compare total and normalized distributions declared to these non-IFRS measures. Management considers these ratios to also be important measures of the sustainability of distributions. Management continues to target reduced reliance on disposition proceeds or surplus equity realized through refinancing to supplement distribution flows.

Payout Ratios

A reconciliation of net income to FFO is as follows:

Payout Ratios (\$ thousands, except where noted)	2022	2021
Profit & loss		
Property revenues	\$335,691	\$303,281
Direct property expenses	(152,384)	(138,754)
Net operating income ("NOI")	\$183,307	\$164,527
Finance costs	(102,094)	(82,395)
REIT & other expenses	(22,143)	(18,341)
Interest income	-	-
Fair value gain in disposed properties	21,631	11,697
Fair value gain	220,654	198,467
Net income	\$301,355	\$273,955
Non-cash add-backs:		
Distributions on partnership units included in finance costs	\$24,255	\$16,764
Fair value gain on disposed properties	(21,631)	(11,697)
Fair value gain	(220,654)	(198,467)
Funds from operations ("FFO")	\$83,325	\$80,555

(continued on next page)

Payout Ratios (\$ thousands, except where noted)	2022	2021
Funds from operations ("FFO")	\$83,325	\$80,555
Total distributions declared	\$99,252	\$80,672
Less: General Partner sharing distributions on the sale of investment properties	(5,794)	(2,747)
Less: General Partner sharing distributions	(15,235)	(11,025)
Total distributions declared to REIT and LP Unitholders	\$78,223	\$66,900
Less: special distributions	-	-
Normalized FFO payout ratio ⁽¹⁾	93.88%	83.05%

⁽¹⁾ Excludes distributions to the General Partner

⁽²⁾ As of April 30, 2023

Distributions to Unitholders/Shareholders and Payout Ratio

During 2022, Skyline Apartment REIT paid monthly distributions to Unitholders of \$0.0875 per Unit, or \$1.05 from February to August, and then \$0.0908 per Unit, or \$1.09 on an annual basis as of December 31, 2022.

Unit Price and Distribution Breakdown	Unit Price	Monthly Rate	Annual Rate	Yield
February 25, 2022	\$26.25	\$0.0875	\$1.0500	4.00%
August 17, 2022	\$26.25	\$0.0908	\$1.0900	4.15%
November 16, 2022	\$26.50	\$0.0908	\$1.0900	4.11%

At December 31, 2022, approximately 39.5% of the REIT's Units were enrolled in the Distribution Re-Investment Plan. Distributions made to Unitholders during 2022, amounted to \$78.2 million, of which \$30.9 million was retained through the DRIP.

In order to maintain a consistent cycle of monthly distributions, the REIT may, from time to time, use proceeds from dispositions and refinancing's as well as funds from the operating line of credit. It is Management's long-term objective to continually reduce its reliance on disposition proceeds and to eliminate its reliance on refinancing proceeds for supplementing distribution cash flows.

Distribution Sources (\$ thousands, except where noted)	2022	2021
Distributions declared to REIT and LP Unitholders	\$78,223	\$66,900
Funded by:		
Income	100.00%	100.00%
Building dispositions	-	-
Refinance proceeds	-	-

Investment Properties

Since the adoption of IFRS reporting, this method of reporting impacts the consolidated financial statements of Skyline Apartment REIT and its subsidiary most significantly in the areas of Investment Properties and Amortization.

Under IFRS, management considers its properties to be Investment Properties under International Accounting Standard ("IAS") 40-Investment Property ("IAS 40"). Investment Properties are properties held to earn rental income or for capital appreciation, or both. Management has elected the Fair Value Model to measure its investment properties on the balance sheet and record any unrealized gain (or loss) on the income statement.

The following is Management's approach to the Fair Value of the portfolio's investment properties:

- Group the portfolio into segments that identify geographic locations as well to group the portfolio by property characteristics. This will allow Management to apply the same metrics to similar properties.
- Engage third party market appraisals for a portion of its portfolio which comprises at least 20% of the number of properties which make up at least 25% of the gross book value of the portfolio. The balance of the properties will undergo an internal valuation which will be verified by a comparative appraisal and audited by RLB LLP (the Apartment REIT's Auditor).
- Properties must be appraised by a third party at least once every five years.
- Properties will not be appraised by a third party within 18 months of acquisition (unless it is necessary for mortgage financing).
- Properties will not be required to be appraised in a year, if within the next 12 months it is scheduled for mortgage maturity.
- For the year ended December 31, 2022, 51.3% of the investment properties, by cost base, were valued externally (2021 - 51.9%)

2022 realized fair value gains on held investment properties of \$245.3 million over 2021's carrying value.

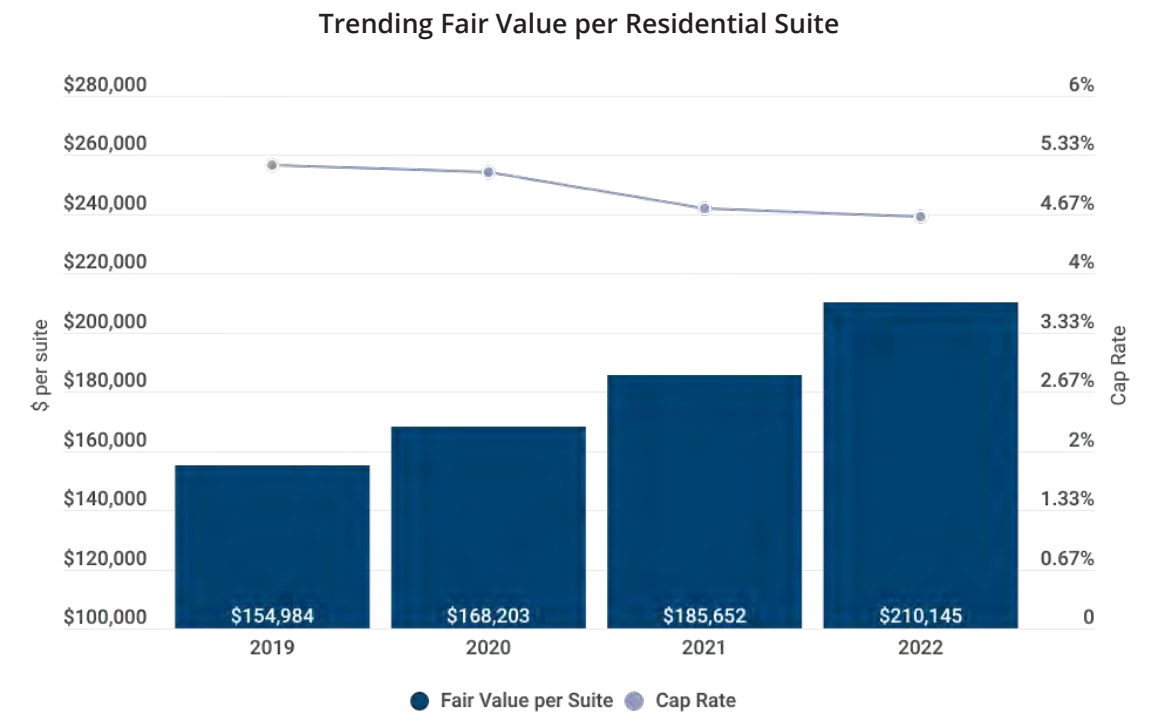
Fair Value of Investment Properties (under IFRS 13) (\$ thousands, except where noted)	2022	2021
Balance, beginning of year	\$4,027,391	\$3,395,811
Acquisitions through purchase of investment properties	469,916	430,796
Additions through capital expenditures on existing investment properties	72,278	140,843
Disposals through sale of investment properties	(59,999)	(69,770)
Change in Assets held for sale	(26,854)	(94,185)
Fair value gain on investment properties and disposed properties	245,333	223,896
Balance, end of year	\$4,728,065	\$4,027,391

The following table reconciles the cost base of investment properties to their fair value:

Fair Value of Investment Properties (under IFRS 13) (\$ thousands, except where noted)	2022	2021
Cost	3,629,803	3,156,367
Cumulative fair value adjustment	1,098,262	871,024
Fair Value	\$4,728,065	\$4,027,391

The following table and graph summarize the REIT's growth in asset value on a trending basis over the past three years, along with the impact that NOI growth and the capitalization rate ("CAP Rate") movement has had on that value.

Trending Fair Value Details (\$ thousands, except where noted)	2022	2021	2020	2019
Fair value of investment properties	\$4,728,065	\$4,027,391	\$3,395,811	\$2,928,181
Less: fair value of commercial properties	\$(50,454)	\$(57,775)	\$(82,715)	\$(86,240)
Fair value of residential properties	\$4,677,611	\$3,969,616	\$3,313,096	\$2,841,941
Total residential suites at year end	22,259	21,382	19,697	18,337
Fair value per suite	\$210,145	\$185,652	\$168,203	\$154,984
Increase (decrease) in fair value per suite(%)	13.19%	10.37%	8.53%	20.07%
Weighted average implied capitalization rate	4.64%	4.73%	5.14%	5.22%
Increase (decrease) in cap rate (year-over-year)(%)	-1.90%	-7.98%	-1.53%	-7.61%
Net operating income ("NOI")	\$183,307	\$164,527	\$142,473	\$131,370
Increase in NOI (year-over-year)(%)	11.41%	15.48%	8.45%	11.14%
NOI Margin (% of total revenue)	54.61%	54.25%	53.86%	55.42%



Capital Expenditures

During 2022, Skyline Apartment REIT acquired 1,518 apartment units through the acquisition of 20 new properties for a total investment (inclusive of closing costs) of \$469.9 million.

With the exception of new development properties acquired; in general, Skyline Apartment REIT is purchasing property at substantially less than current replacement costs and is committed to increasing the value of these assets by investing in capital expenditure initiatives and other programs in order to improve the overall quality of the portfolio and ultimately to sustain and expand the portfolio's future rental income-producing potential over its expected life span.

In correlation with industry peers, Skyline Apartment REIT has two types of capital expenditures: maintenance capital expenditures and stabilizing and value-enhancing capital expenditures. The main difference between these two types of capital expenditures is whether the costs incurred are to maintain existing cash flows, or to achieve the longer-term goal of producing enhanced cash flows and Unitholder distributions.

Maintenance capital expenditures vary with market conditions and are partially related to unit turnover. Management projects that its annual overall maintenance capital expenditures are approximately \$300 per residential suite. These expenditures are in addition to normal repairs and maintenance expenditures which are typically in the range of \$800 per residential suite annually.

Stabilizing and value-enhancing capital expenditures are made with the intention of increasing the productivity of the portfolio. They improve the economic life span and value of the properties and are mainly long-term in nature. The timing of these expenditures varies according to Management's capital plans and they are funded with credit facilities, mortgage advances, refinancing, and equity issuances.

During the year, Management invested \$72.3 million in structural improvements, common area improvements, improvements of existing suites, and portfolio efficiency programs ("PEP") throughout the portfolio. These capital initiatives are completed with the intention of increasing revenues, reducing expenses, maintaining occupancy levels, and increasing overall tenant satisfaction.

Management is committed to the ongoing future maintenance and enhancement of the portfolio.

Capital Structure

"Capital" is defined as the aggregate of debt and Unitholders' equity. Management's objectives with respect to capital is to maintain its ongoing ability to fund its distributions to Unitholders, to meet its repayment obligations under mortgages and other credit facilities, and to ensure there are sufficient funds available to meet the capital requirements of the portfolio.

Skyline Apartment REIT's Declaration of Trust permits the maximum amount of total debt to be 70% of the gross book value of the REIT's assets. Under IFRS reporting, Management still continues to evaluate LTV ratios on both a market value basis and a traditional historical cost basis, whereby historical cost is defined as the acquisition cost of the properties plus the capital improvements expended thereon.

The total capital of Skyline Apartment REIT as at December 31, 2022 is summarized in the following chart:

Mortgage Summary (\$ thousands, except where noted)	2022	2021
Mortgages payable	\$2,460,764	\$2,116,429
Line of credit	147,573	99,390
Total Debt	\$2,608,337	\$2,215,819
Limited partnership units	80,768	77,720
Unitholders' equity	2,020,209	1,762,740
Total capital	\$4,709,314	\$4,056,279
Mortgage debt to historical cost	67.21%	65.51%
Mortgage debt to fair value	51.75%	52.55%
Total debt to historical cost	71.24%	68.59%
Total debt to fair value	54.85%	55.02%
Weighted average mortgage interest rate	2.93%	2.68%
Weighted average mortgage term to maturity	4.99 yrs	5.62 yrs

Mortgages Payable (\$ thousands, except where noted)	Future minimum principal payments ⁽¹⁾	% of total mortgages
2023	319,234	13.0%
2024	265,854	10.8%
2025	320,525	13.0%
2026	174,392	7.1%
2027	344,609	14.0%
Thereafter	1,049,521	42.7%
Less: Mortgages related to assets held for sale	(13,371)	-0.54%
Total mortgages payable as of December 31, 2022	\$2,460,764	100.0%

⁽¹⁾ Includes regular monthly principal payments in addition to maturing balances

Investment Summary

During 2022, Units of Skyline Apartment REIT were issued under the accredited investor exemption, through the Employee Unit Purchase Plan (“EUPP”) under the employee exemption, and under the offering memorandum exemption in reliance on the Confidential Offering Memorandums released in April 2022 and August 2022. During the year, the REIT received net proceeds of \$32.3 million through new investments and DRIP enrolment, net of redemptions.

During 2022, Management purchased for cancellation and/or redeemed units for \$117.5 million at 100% of Unit

REIT Unitholders - Investment Activity (\$ thousands, except where noted)	2022		2021	
	Number of Units	Amount (\$)	Number of Units	Amount (\$)
REIT units outstanding, beginning of year	69,193,824	\$952,973	63,213,674	\$805,454
Proceeds from REIT units issued	4,576,683	118,771	6,771,062	166,291
Exchange of LP units	-	-	6,154	146
Units issued through DRIP	1,127,582	29,489	970,832	23,542
Units issued through EUPP	55,155	1,443	47,156	1,136
Redemptions - REIT units	(4,482,190)	(117,448)	(1,808,900)	(43,450)
Redemptions - REIT units (exchanged LP units)	-	-	(6,154)	(146)
REIT units outstanding, end of year	70,471,054	\$985,228	69,193,824	\$952,973
Weighted average REIT units outstanding	73,997,045		65,577,999	

LP Unitholders - Investment Activity (\$ thousands, except where noted)	2022		2021	
	Number of Units	Amount (\$)	Number of Units	Amount (\$)
LP units outstanding, beginning of year	3,047,838	77,720	3,053,992	64,134
Proceeds from LP units issued	-	-	-	-
Units issued through DRIP	-	-	-	-
Redemptions - LP units (exchanged to REIT units)	-	-	(6,154)	(146)
Change in fair value	-	3,048	-	13,732
LP units outstanding, end of year	3,047,838	80,768	3,047,838	77,720
Weighted average LP units outstanding	3,047,838		3,050,915	

Unitholder Taxation

For taxable Canadian residents, Unitholder distributions were treated as follows for tax purposes:

Regular Distributions	2022
Dividends	0%
Other Income	18%
Capital Gains	15%
Return of Capital	67%
TOTAL	100%

Related Party Transactions

The executive officers of Skyline Apartment REIT do not receive direct salary compensation from the REIT. Rather, Skyline Incorporated, as General Partner (“GP”) of the REIT, has a 20% deferred interest in the properties (“GP Sharing”). Additionally, the executive officers receive compensation from the management companies to the REIT and Limited Partnership (“Management Services”).

GP Sharing

Distributions under the GP Sharing commence once the equivalent of the total investors' equity has been effectively distributed on a property by property basis. Once triggered, any future income from operations is shared at a ratio of 20% to the GP: 80% to the LP (which indirectly means its investors). In addition, on any disposition, the GP is entitled to 20% of the equity growth of the property net of any outstanding amounts owing to investors. The GP Sharing calculation is done on a per property basis, which incents management to ensure that each property is performing optimally.

GP Sharing (\$ thousands, except where noted)	2022	2021
General Partner sharing on income	\$15,235	\$11,025
General Partner sharing on dispositions	\$5,794	\$2,747
Total General Partner sharing on distributions	\$21,029	\$13,772

Management Services

Fees paid during the past two years are as follows:

Management Fees (\$ thousands, except where noted)	2022	2021
Wealth management fees	\$7,577	\$7,118
Asset management fees	7,160	6,646
Underwriting management fees	1,843	2,164
Development service fees	1,528	1,454
Legal service management fees	1,424	1,320
CAPEX Management Fees	1,197	872
Solar Asset Management Fees	3	8
Total Management Fees	\$20,732	\$19,582

Services of the Asset Manager

Skyline Apartment REIT has an asset management agreement with Skyline Apartment Asset Management Inc. (the "Asset Manager"). The asset management fees payable under the asset management agreement are 2.5% of adjusted gross revenue. For the year ended December 31, 2022, Skyline Apartment REIT paid to the Asset Manager \$7,160 in asset management fees (2021 – \$6,646).

Services of the Exempt Market Dealer

Skyline Apartment REIT has an exempt market dealer agreement with Skyline Wealth Management Inc. (the "Exempt Market Dealer"). Fees payable under the exempt market dealer agreement include wealth management fees of 0.3% of unitholders equity, and equity raise fees ranging from 0.5% to 1% of proceeds from units issued during the year. For the year ended December 31, 2022, Skyline Apartment REIT paid to the Exempt Market Dealer \$6,617 in wealth management fees (2021 – \$5,601), and \$960 in equity raise fees (2021 – \$1,517).

Services of the Mortgage Underwriting Manager

Skyline Apartment REIT has an arrangement with Skyline Mortgage Finance Inc. (the "Underwriting Manager"), wherein the Underwriting Manager assists Skyline Apartment REIT in obtaining mortgage financing upon terms and rates that are commercially competitive. Skyline Apartment REIT pays the Underwriting Manager \$5,000 (not in thousands of Canadian dollars) for each mortgage assumed on acquisition, and 35 bps on mortgage principal for all other mortgages. For the year ended December 31, 2022, Skyline Apartment REIT paid to the Underwriting Manager \$1,843 in mortgage underwriting fees (2021 – \$2,164).

Legal Services Manager

Skyline Apartment REIT had an arrangement with Skyline Asset Management Inc., wherein Skyline Asset Management Inc provided advice to Skyline Apartment REIT on the use of external legal counsel, and managed external legal counsel on behalf of Skyline Apartment REIT (the "Legal Services Arrangement"), the costs for which are approved annually by Skyline Apartment REIT's independent Trustees. Effective March 1, 2022, Skyline Asset Management Inc., transferred the Legal Services Arrangement to Skyline Private Investment Capital Inc. (the "Legal Services Manager"). Under the Legal Services Arrangement, Skyline Apartment REIT paid to the Legal Services Manager \$1,187 for the period from March 1, 2022 to December 31, 2022. Under the Legal Services Arrangement, Skyline Apartment REIT also paid to Skyline Asset Management Inc \$237 for the period from January 1, 2022 to February 28, 2022, and \$1,320 for the period from January 1, 2021 to December 31, 2021.

Services of the Solar Asset Manager

Skyline Apartment REIT has an arrangement with Skyline Clean Energy Asset Management Inc. (the "Solar Asset Manager"). The solar asset management fees payable under the arrangement are equal to \$20 (not in thousands of Canadian dollars) per kilowatt of direct current per annum for each solar system managed by the Solar Asset Manager. For the year ended December 31, 2022, Skyline Apartment REIT paid to the Solar Asset Manager \$3 in solar asset management fees (2021 – \$8).

Services of the CAPEX Provider

Skyline Apartment REIT has an arrangement with Skyline Capital Projects Management Inc (the "CAPEX Provider"), wherein the CAPEX Provider provides due diligence services on the capital needs of proposed acquisitions, compiles and proposes multi year capital plans for the portfolio, and manages the execution of those capital plans, the costs for which are approved annually by Skyline Apartment REIT's independent Trustees. For the year ended December 31, 2022, Skyline Apartment REIT paid to the CAPEX Provider \$1,197 in CAPEX management fees (2021 – \$872).

Services of the Development Manager

Skyline Apartment REIT has an arrangement with Skydevco Inc (the "Development Manager"), who provides development consulting services to Skyline Apartment REIT, the costs for which are approved from time to time by Skyline Apartment REIT's independent Trustees. For the year ended December 31, 2022, Skyline Apartment REIT paid to the Development Manager \$1,528 in development service fees (2021 – \$1,454).

Risks And Uncertainties

Skyline Apartment REIT must adhere to specific operating and investment guidelines as set out in the Declaration of Trust. These guidelines are established to limit to the best extent possible the risks and uncertainties that exist.

Real Property Ownership

All real property investments are subject to elements of risk. Such investments are affected by general economic conditions, local real estate markets, demand for Apartment premises, competition from other Apartment premises and various other factors.

Certain significant expenditures, including property taxes, capital repair and replacement costs, maintenance costs, mortgage payments, insurance costs and related charges must be made throughout the period of ownership of real property regardless of whether the property is producing any income. If Skyline Apartment REIT is unable to meet mortgage payments on any property, losses could be sustained as a result of the mortgagee's exercise of its rights of foreclosure or sale.

Real property investments tend to be relatively illiquid, with the degree of liquidity generally fluctuating in relation to demand for and the perceived desirability of such investments. Such illiquidity may tend to limit Skyline Apartment REIT's ability to vary its portfolio promptly in response to changing economic or investment conditions. If Skyline Apartment REIT were required to liquidate its real property investments, the proceeds to Skyline Apartment REIT might be significantly less than the aggregate value of its properties on a going concern basis.

Skyline Apartment REIT will be subject to the risks associated with debt financing, including the risk that existing mortgage indebtedness secured by the Properties will not be able to be refinanced or that the terms of such refinancing will not be as favourable as the terms of existing indebtedness.

Tenant Terminations and Financial Stability

Skyline Apartment REIT's Distributable Income would be adversely affected if a significant number of tenants were to become unable to meet their obligations under their leases or if a significant amount of available space in the Existing Properties and any additional properties in which Skyline Apartment REIT acquires an interest were not able to be leased on economically favourable lease terms. Upon the expiry of any lease, there can be no assurance that the lease will be renewed, or the tenant replaced. The terms of any subsequent lease may be less favourable to Skyline Apartment REIT than the existing lease. In the event of default by a tenant, delays or limitations in enforcing rights as lessor may be experienced, and substantial costs in protecting Skyline Apartment REIT's investment may be incurred. Furthermore, at any time, a tenant of any of Skyline Apartment REIT's properties may seek the protection of bankruptcy, insolvency, or similar laws that could result in the rejection and termination of such tenant's lease and thereby cause a reduction in the cash flow available to Skyline Apartment REIT. The ability to rent unleased space in the properties in which Skyline Apartment REIT will have an interest will be affected by many factors. The failure to rent unleased space on a timely basis or at all would likely have an adverse effect on Skyline Apartment REIT's financial condition.

Revenue Producing Properties

The Properties generate income through rental payments made by the tenants thereof. Upon the expiry of any lease, there can be no assurance that such lease will be renewed, or the tenant replaced. The terms of any subsequent lease may be less favourable to Skyline Apartment REIT than the existing lease.

Competition for Real Property Investments

Skyline Apartment REIT competes for suitable real property investments with individuals, corporations, and institutions (both Canadian and foreign) and other real estate investment trusts which are presently seeking, or which may seek in the future, real property investments similar to those desired by Skyline Apartment REIT. A number of these investors may have greater financial resources than those of Skyline Apartment REIT or operate without the investment or operating restrictions of Skyline Apartment REIT or according to more flexible conditions. An increase in the availability of investment funds, and an increase in interest in real property investments, may tend to increase competition for real property investments, thereby increasing purchase prices and reducing the yield on them.

Competition for Tenants

The real estate business is competitive. Numerous other developers, managers, and owners of properties compete with Skyline Apartment REIT in seeking tenants. The existence of competing developers, managers, and owners and competition for Skyline Apartment REIT's tenants could have an adverse effect on Skyline Apartment REIT's ability to lease space in its properties and on the rents charged.

Interest Rates

It is anticipated that the market price for the REIT Units at any given time may be affected by the level of interest rates prevailing at that time. A rise in interest rates may have a negative effect on the market price of the REIT Units. Changes in interest rates may also have effects on vacancy rates, rent levels, refurbishing costs, and other factors affecting Skyline Apartment REIT's business and profitability.

General Economic Conditions

Skyline Apartment REIT is affected by general economic conditions, local real estate markets, competition from other available rental premises, including new developments, and various other factors. The existence of competing developers, managers and owners and competition for Skyline Apartment REIT's tenants could have an adverse effect on Skyline Apartment REIT's ability to lease space in its properties and on the rents charged, increased leasing and marketing costs and increased refurbishing costs necessary to lease and release space, all of which could adversely affect Skyline Apartment REIT's revenues and, consequently, its ability to meet its obligations. In addition, any increase in the supply of available space in the markets in which Skyline Apartment REIT operates or may operate could have an adverse effect on Skyline Apartment REIT.

General Uninsured Losses

Skyline Apartment REIT carries comprehensive general liability, fire, flood, extended coverage, rental loss, and pollution insurance with policy specifications, limits and deductibles customarily carried for similar properties. There are, however, certain types of risks (generally of a catastrophic nature such as from wars), which are either uninsurable or not insurable on an economically viable basis. Skyline Apartment REIT has insurance for earthquake risks, subject to certain policy limits, deductibles and self-insurance arrangements, and will continue to carry such insurance if economical to do so. Should an uninsured or underinsured loss occur, Skyline Apartment REIT could lose its investment in, and anticipated profits and cash flows from, one or more of its Properties, but Skyline Apartment REIT would continue to be obligated to repay any recourse mortgage indebtedness on such properties.

Availability of Cash Flow

Distributable income may exceed actual cash available to Skyline Apartment REIT from time to time because of items such as principal repayments of debt, tenant inducements, leasing commissions, and capital expenditures, if any. Skyline Apartment REIT may be required to use part of its debt capacity or reduce distributions in order to accommodate such items.

Access to Capital

The real estate industry is highly capital intensive. Skyline Apartment REIT will require access to capital to maintain its properties, as well as to fund its growth strategy and significant capital expenditures from time to time. There is no assurance that capital will be available when needed or on favourable terms.

Environmental and Climate Change Risk

Environmental and ecological legislation and policies have become increasingly important, and generally restrictive, in recent years. Under various laws, Skyline Apartment REIT could become liable for the costs of removal or remediation of certain hazardous or toxic substances released on or in its properties or disposed of at other locations. The failure to remove or remediate such substances, if any, may adversely affect an owner's ability to sell such real estate or to borrow using such real estate as collateral, and could potentially also result in claims against the owner by private plaintiffs. Where a property is purchased, and new financing is obtained, Phase I Environmental Assessments are performed by an independent and experienced environmental consultant. In the case of mortgage assumption, the vendor will be asked to provide a satisfactory Phase I and/or Phase II Environmental Assessment that the Asset Manager will rely upon and/or determine whether an update is necessary.

Unitholder Liability

Because of uncertainties in the law relating to investment trusts, there is a risk, which is considered by counsel to Skyline Apartment REIT to be remote in the circumstance, that a REIT Unitholder could be held personally liable for obligations of Skyline Apartment REIT (to the extent that claims are not satisfied by Skyline Apartment REIT) in respect of contracts which Skyline Apartment REIT enters into and for certain liabilities arising other than out of contract including claims in tort, claims for taxes and possibly certain other statutory liabilities. The Trustees intend to cause Skyline Apartment REIT's operations to be conducted in such a way as to minimize any such risk including by obtaining appropriate insurance and, where feasible, attempting to have every material written contract or commitment of Skyline Apartment REIT contain an express disavowal of liability against Unitholders.

Dependence on Key Personnel

The management of Skyline Apartment REIT depends on the services of certain key personnel. The end of employment of any of these key personnel could have a material adverse effect on Skyline Apartment REIT.

Potential Conflicts of Interest

Skyline Apartment REIT may be subject to various conflicts of interest because of the fact that the Trustees and senior officers of Skyline Apartment REIT and the senior officers of the Asset Manager, the Operations Manager and the Wealth Manager are engaged in a wide range of real estate and other business activities. Skyline Apartment REIT may become involved in transactions which conflict with the interests of the foregoing.

The Trustees may, from time to time, deal with persons, firms, institutions or corporations with which Skyline Apartment REIT may be dealing, or which may be seeking investments similar to those desired by Skyline Apartment REIT. The interests of these persons could conflict with those of Skyline Apartment REIT. In addition, from time to time, these persons may be competing with Skyline Apartment REIT for available investment opportunities.

The Skyline Apartment REIT Declaration of Trust contains "conflicts of interest" provisions requiring Trustees to disclose material interests in material contracts and transactions and to refrain from voting thereon.

Tax Related Risks

There can be no assurance that income tax laws and the treatment of mutual fund trusts will not be changed in a manner which adversely affects Skyline Apartment REIT or the Unitholders.

In addition, REIT Unitholders may become subject to provincial taxes, such as Ontario Land Transfer Tax, in respect of their REIT Units.

If Skyline Apartment REIT fails or ceases to qualify as a mutual fund trust for purposes of the Tax Act, the tax consequences described under Item 6 "Income Tax Consequences and RRSP Eligibility" would in some respects be materially and adversely different. Such adverse differences would include that if Skyline Apartment REIT did not qualify as a mutual fund trust throughout a taxation year, it would be subject to a special tax under Part XII.2 of the Tax Act for such taxation year to the extent that its designated income (which includes income from real property) is distributed to a designated beneficiary (which includes non-resident persons and certain tax-exempt persons).

If investments in Skyline Apartment REIT become publicly listed or traded, there can be no assurances that Skyline Apartment REIT will not be subject to the SIFT Rules, as described under "Income Tax Consequences and RRSP Eligibility – SIFT Rules", at that time.

Skyline Apartment REIT or its subsidiaries may be reassessed for taxes from time to time. Such reassessments together with associated interest and penalties could adversely affect Skyline Apartment REIT.

Since the net income of Skyline Apartment REIT will be distributed on a monthly basis, a purchaser of a REIT Unit may become taxable on a portion of the net income of Skyline Apartment REIT accrued or realized by Skyline Apartment REIT in a month before the time the REIT Unit was purchased but which was not paid or made payable to Unitholders until the end of the month and after the time the REIT Unit was purchased. A similar result may apply on an annual basis in respect of a portion of capital gains accrued or realized in a year before the time the REIT Unit was purchased, but which is paid or made payable to Unitholders at year-end and after the time the REIT Unit was purchased.

The LRE Rules could potentially apply to Skyline Apartment REIT if a person (or group of persons) was to acquire more than 50% of the fair market value of the REIT Units.

Dilution

The number of REIT Units Skyline Apartment REIT is authorized to issue is unlimited. The Skyline Apartment REIT Trustees have the discretion to issue additional REIT Units in other circumstances, pursuant to Skyline Apartment REIT's various incentive plans. Any issuance of additional REIT Units may have a dilutive effect on the holders of REIT Units.

Liquidity

An investment in REIT Units is an illiquid investment. There is currently no market through which REIT Units may be sold and redemptions are subject to restrictions imposed in the Declaration of Trust and applicable securities regulation. Skyline Apartment REIT is not a "reporting issuer" in any jurisdiction, and a prospectus has not qualified the issuance of REIT Units. Accordingly, investors will be unable to sell their REIT Units, subject to some limited exceptions.

Restrictions on Potential Growth and Reliance on Credit Facilities

The payout by Skyline Apartment REIT of a substantial part of its operating cash flow could adversely affect Skyline Apartment REIT's ability to grow unless it can obtain additional financing. Such financing may not be available, or renewable, on attractive terms or at all. In addition, if current credit facilities were to be cancelled or could not be renewed at maturity on similar terms, Skyline Apartment REIT could be materially and adversely affected.

Financing

Skyline Apartment REIT is subject to the risks associated with debt financing, including the risk that Skyline Apartment REIT may be unable to make interest or principal payments or meet loan covenants, the risk that defaults under a

loan could result in cross defaults or other lender rights or remedies under other loans, and the risk that existing indebtedness may not be able to be refinanced or that the terms of such refinancing may not be as favourable as the terms of existing indebtedness. A portion of Skyline's Acquisition and Operating Facility is at floating interest rates, and accordingly, changes in short-term borrowing will affect Skyline Apartment REIT's costs of borrowing.

Liquidity

An investment in the Units is an illiquid investment. There is currently no market through which the Units may be sold, and redemptions are subject to restrictions imposed in the Declaration of Trust and applicable securities regulation.

The Trust is not a "reporting issuer" in any jurisdiction, and a prospectus has not qualified the issuance of the Units. Accordingly, investors will be unable to sell the Units, subject to some limited exceptions. Consequently, holders of Units may not be able to liquidate their investment in a timely manner.

Nature of REIT Units

The REIT Units are not the same as shares of a corporation. As a result, the Unitholders will not have the statutory rights and remedies normally associated with share ownership, such as the right to bring "oppression" or "derivative" actions.

Redemptions

The entitlement of Unitholders to receive cash in respect of Units tendered for redemption is subject to a Monthly Limit. Where the Monthly Limit is exceeded, a portion of the Redemption Amount to which the Unitholder would otherwise be entitled shall be paid and satisfied in cash and, subject to receipt of all necessary regulatory approvals, the remainder shall be paid and satisfied by way of issuance to the Unitholder of a Trust Note in accordance with the Declaration of Trust

Unexpected Costs or Liabilities Related to Acquisitions

A risk associated with acquisitions is that there may be an undisclosed or unknown liability concerning the acquired property, and Skyline Apartment REIT may not be indemnified for some or all of these liabilities. Following an acquisition, Skyline Apartment REIT may discover that it has acquired undisclosed liabilities, which may be material. The due diligence procedures performed by the Asset Manager are designed to address this risk. The Asset Manager performs what it believes to be an appropriate level of investigation in connection with the acquisition of properties by Skyline Apartment REIT and seeks through contract to ensure that risks lie with the appropriate party.

Subsequent Events

In the period between year end to April 30, 2022, Skyline Apartment REIT completed the following:

Subsequent to year end, effective January 1, 2023, Skyline Real Estate Limited Partnership ("RELP") and Skyline Apartment REIT entered into an agreement with Skyline Apartment Asset Management Inc. ("SAAMI") to purchase SAAMI's asset management business. On closing, RELP acquired SAAMI's asset management business in return for convertible Class E Limited partnership units of RELP, that are exchangeable for Skyline Apartment REIT units and an equal number of special voting units of Skyline Apartment REIT. The purchase price of the asset management business was \$110,000 and SAAMI received 4,150,943.4 Class E Limited partnership units in exchange. The purchase price associated with the internalization of the asset management business did not utilize cash resources of RELP. Under the purchase and sale agreement, SAAMI is required to hold the units until the fifth anniversary subject to

limited exceptions.

Effective March 7, 2023, the price at which Skyline Apartment REIT units are subscribed and redeemed, increased to \$27.75 from \$26.50.

REIT Unitholders - 2023 Investment Activity (\$ thousands, except where noted)	Number of Units	Amount (\$)
REIT units outstanding, January 1, 2023	70,471,054	985,228
Proceeds from REIT units issued - Class A	1,177,748	31,326
Proceeds from REIT units issued - Class F	256,170	6,833
Exchange of LP units	3,604	100
Units issued through DRIP - Class A	281,769	7,584
Units issued through DRIP - Class F	2,136	58,419
Units issued through EUPP	14,305	382
Redemptions - REIT units	(658,924)	(17,302)
Redemptions - REIT units (exchanged LP units)	(3,604)	(100)
REIT units outstanding, April 30, 2023	71,544,258	1,072,470
Weighted average REIT units outstanding	70,768,338	

LP Unitholders - 2023 Investment Activity (to date) (\$ thousands, except where noted)	Number of Units	Amount (\$)
LP units outstanding, January 1, 2023	3,047,838	\$80,768
Proceeds from LP Units issued	4,150,943	110,000
Units issued through DRIP	-	-
Redemptions - LP Units	(3,604)	(100)
Change in fair value	-	3,810
LP units outstanding, April 30, 2023	7,195,177	\$194,478
Weighted average LP units outstanding	7,195,177	

SKYLINE APARTMENT REAL ESTATE INVESTMENT TRUST
CONSOLIDATED FINANCIAL STATEMENTS
FOR THE YEAR ENDED DECEMBER 31, 2022

SKYLINE APARTMENT REAL ESTATE INVESTMENT TRUST
INDEX TO THE CONSOLIDATED FINANCIAL STATEMENTS
YEAR ENDED DECEMBER 31, 2022

	Page
INDEPENDENT AUDITOR'S REPORT	50-51
CONSOLIDATED FINANCIAL STATEMENTS	
Consolidated Statement of Financial Position	52
Consolidated Statement of Changes in Unitholders' Equity	53
Consolidated Statement of Income and Comprehensive Income	54
Consolidated Statement of Cash Flows	55
Notes to the Consolidated Financial Statements	56- 81

INDEPENDENT AUDITOR'S REPORT

To the Unitholders of: Skyline Apartment Real Estate Investment Trust

Opinion

We have audited the accompanying financial statements of Skyline Apartment Real Estate Investment Trust, which comprise the consolidated statement of financial position as at December 31, 2022 and December 31, 2021 and the consolidated statements of income and comprehensive income, changes in unitholders' equity and cash flows for the years then ended, and notes to the financial statements, including a summary of significant accounting policies and other explanatory information.

In our opinion, these consolidated financial statements present fairly, in all material respects, the financial position of Skyline Apartment Real Estate Investment Trust as at December 31, 2022 and December 31, 2021 and the results of its operations and its cash flows for the years then ended in accordance with International Financial Reporting Standards.

Basis of Opinion

We conducted our audit in accordance with Canadian generally accepted auditing standards. Our responsibilities under those standards are further described in the Auditor's Responsibilities for the Audit of the Financial Statements section of our report. We are independent of Skyline Apartment Real Estate Investment Trust in accordance with the ethical requirements that are relevant to our audit of the financial statements in Canada, and we have fulfilled our other ethical responsibilities in accordance with these requirements. We believe that the audit evidence we have obtained is sufficient and appropriate to provide a basis for our opinion.

Responsibilities of Management and Those Charged with Governance for the Financial Statements

Management is responsible for the preparation and fair presentation of the consolidated financial statements in accordance with International Financial Reporting Standards and for such internal control as management determines is necessary to enable the preparation of consolidated financial statements that are free from material misstatement, whether due to fraud or error.

In preparing the consolidated financial statements, management is responsible for assessing Skyline Apartment Real Estate Investment Trust's ability to continue as a going concern, disclosing, as applicable, matters related to a going concern and using the going concern basis of accounting unless management either intends to liquidate Skyline Apartment Real Estate Investment Trust or to cease operations, or has no realistic alternative but to do so.

Those charged with governance are responsible for overseeing Skyline Apartment Real Estate Investment Trust's financial reporting process.

Auditor's Responsibilities for the Audit of the Financial Statements

Our objectives are to obtain reasonable assurance about whether the consolidated financial statements, as a whole, are free from material misstatement, whether due to fraud or error, and to issue an auditor's report that includes our opinion. Reasonable assurance is a high level of assurance, but is not a guarantee that an audit conducted in accordance with Canadian generally accepted auditing standards will always detect a material misstatement when it exists. Misstatements can arise from fraud or error and are considered material if, individually or in the aggregate, they could reasonably be expected to influence the economic decisions of users taken on the basis of these consolidated financial statements.

As part of an audit in accordance with Canadian generally accepted auditing standards, we exercise professional judgement and maintain professional skepticism throughout the audit. We also:

- Identify and assess the risks of material misstatement of the consolidated financial statements, whether due to fraud or error, design and perform audit procedures responsive to those risks, and obtain audit evidence that is sufficient and appropriate to provide a basis for our opinion. The risk of not detecting a material misstatement resulting from fraud is higher than for one resulting from error, as fraud may involve collusion, forgery, intentional omissions, misrepresentations, or override of internal control.
- Obtain an understanding of internal control relevant to the audit in order to design audit procedures that are appropriate in the circumstances, but not for the purpose of expressing an opinion on the effectiveness of Skyline Apartment Real Estate Investment Trust's internal control.
- Evaluate the appropriateness of accounting policies used and the reasonableness of accounting estimates and related disclosures made by management.
- Conclude on the appropriateness of management's use of the going concern basis of accounting and, based on the audit evidence obtained, whether a material uncertainty exists related to events or conditions that may cast significant doubt on Skyline Apartment Real Estate Investment Trust's ability to continue as a going concern. If we conclude that a material uncertainty exists, we are required to draw attention in our auditor's report to the related disclosures in the consolidated financial statements or, if such disclosures are inadequate, to modify our opinion. Our conclusions are based on the audit evidence obtained up to the date of our auditor's report. However, future events or conditions may cause Skyline Apartment Real Estate Investment Trust to cease to continue as a going concern.
- Evaluate the overall presentation, structure and content of the consolidated financial statements, including the disclosures, and whether the consolidated financial statements represent the underlying transactions and events in a manner that achieves fair presentation.
- Obtain sufficient appropriate audit evidence regarding the financial information of the entities or business activities within the Group to express an opinion on the consolidated financial statements. We are responsible for the direction, supervision and performance of the group audit. We remain solely responsible for our audit opinion.

We communicate with those charged with governance regarding, among other matters, the planned scope and timing of the audit and significant audit findings, including any significant deficiencies in internal control that we identify during our audit.

Guelph, Ontario
March 22, 2023



Chartered Professional Accountants
Licensed Public Accountants

SKYLINE APARTMENT REAL ESTATE INVESTMENT TRUST
CONSOLIDATED STATEMENT OF FINANCIAL POSITION
AS AT DECEMBER 31, 2022

(in thousands of Canadian dollars)

	2022	2021
ASSETS		
Investment properties (note 6)	\$ 4,728,065	\$ 4,027,391
Assets held for sale (note 7)	26,997	121,070
Property, plant and equipment (note 9)	6,029	4,647
Inventory (note 3 (h))	2,888	2,888
Other assets (note 10)	15,477	8,486
Accounts receivable (note 15)	8,156	7,219
Cash	<u>417</u>	<u>25,450</u>
	<u>\$ 4,788,029</u>	<u>\$ 4,197,151</u>
LIABILITIES AND UNITHOLDERS' EQUITY		
Mortgages payable (notes 11, 15)	\$ 2,460,764	\$ 2,116,429
Limited partnership units (notes 15, 18)	80,768	77,720
Due to related parties (note 12)	13,303	4,098
Liabilities related to assets held for sale (note 7)	19,354	79,378
Tenant deposits	22,195	20,631
Accounts payable and accrued liabilities (note 15)	23,863	36,765
Revolving credit facilities (note 15)	<u>147,573</u>	<u>99,390</u>
	<u>2,767,820</u>	<u>2,434,411</u>
Unitholders' equity (page 6)	<u>2,020,209</u>	<u>1,762,740</u>
	<u>\$ 4,788,029</u>	<u>\$ 4,197,151</u>
_____ Trustee		_____ Trustee

SKYLINE APARTMENT REAL ESTATE INVESTMENT TRUST
CONSOLIDATED STATEMENT OF CHANGES IN UNITHOLDERS' EQUITY
FOR THE YEAR ENDED DECEMBER 31, 2022
(in thousands of Canadian dollars)

	2022	2021
OPENING BALANCE	\$ 1,762,740	\$ 1,406,913
Proceeds from units issued (note 17)	118,771	166,291
Units issued through distribution reinvestment plan (note 17)	30,932	24,678
Exchange of Class B, C and D limited partnership units (notes 12, 17)	0	146
Income and comprehensive income for the year	301,355	273,955
Issuance costs (note 12)	(1,144)	(1,739)
Redemptions (note 17)	(117,448)	(43,596)
Distributions paid	<u>(74,997)</u>	<u>(63,908)</u>
CLOSING BALANCE	<u>\$ 2,020,209</u>	<u>\$ 1,762,740</u>

SKYLINE APARTMENT REAL ESTATE INVESTMENT TRUST
CONSOLIDATED STATEMENT OF INCOME AND COMPREHENSIVE INCOME
FOR THE YEAR ENDED DECEMBER 31, 2022
(in thousands of Canadian dollars)

	2022	2021
PROPERTY REVENUES		
Residential rent	\$ 324,430	\$ 288,097
Commercial rent	11,261	15,184
	<u>335,691</u>	<u>303,281</u>
DIRECT PROPERTY EXPENSES		
Property taxes	41,081	38,176
Other direct property costs	79,931	70,048
Utilities	31,372	30,530
	<u>152,384</u>	<u>138,754</u>
NET PROPERTY INCOME	<u>183,307</u>	<u>164,527</u>
OTHER INCOME AND EXPENSES		
Financing costs (note 13)		
Interest paid on debt	77,839	65,631
Distributions on partnership units	24,255	16,764
Administrative expenses	7,595	5,413
Asset management fees (note 12)	7,160	6,646
Wealth management fees (note 12)	6,617	5,601
Amortization	771	681
	<u>124,237</u>	<u>100,736</u>
INCOME BEFORE THE UNDERNOTED	<u>59,070</u>	<u>63,791</u>
Fair value gain	223,702	212,199
Fair value gain on disposed properties	21,631	11,697
Fair value loss on limited partnership units	(3,048)	(13,732)
	<u>242,285</u>	<u>210,164</u>
INCOME AND COMPREHENSIVE INCOME for the year	<u>\$ 301,355</u>	<u>\$ 273,955</u>

SKYLINE APARTMENT REAL ESTATE INVESTMENT TRUST
CONSOLIDATED STATEMENT OF CASH FLOWS
FOR THE YEAR ENDED DECEMBER 31, 2022
(in thousands of Canadian dollars)

	2022	2021
CASH PROVIDED BY (USED IN) OPERATING ACTIVITIES		
Income and comprehensive income for the year	\$ 301,355	\$ 273,955
Items not requiring an outlay of cash:		
Amortization (note 9)	771	681
Amortization of financing costs (note 13)	5,587	4,753
Financing costs in operations (note 13)	96,293	77,638
Fair value gain	(223,702)	(212,199)
Fair value gain on the disposal of assets	(21,631)	(11,697)
Fair value loss on limited partnership units	<u>3,048</u>	<u>13,732</u>
	161,721	146,863
Changes in non-cash working capital		
Other assets	(6,976)	(3,814)
Accounts receivable	(961)	(1,978)
Tenant deposits	1,201	2,847
Accounts payable and accrued liabilities	<u>(10,222)</u>	<u>18,054</u>
	<u>144,763</u>	<u>161,972</u>
CASH PROVIDED BY (USED IN) FINANCING ACTIVITIES		
Advances to related parties (note 12)	9,205	(5,151)
Mortgages payable (net repayments and advances) (note 11)	370,653	362,850
Mortgages discharged due to sale of investment properties (note 11)	(94,246)	(39,958)
Interest paid on mortgages payable (note 13)	(65,483)	(57,055)
Distributions paid on partnership units (notes 12, 13, 18)	(24,255)	(16,764)
Net revolving credit facility proceeds (repayment) (note 15)	48,183	40,899
Interest paid on revolving credit facility (note 13)	(6,555)	(3,819)
Proceeds from units issued (note 17)	118,771	166,291
Issuance costs (note 12)	(1,144)	(1,739)
Redemption of units (note 17)	(117,448)	(43,596)
Distributions paid (net of distribution reinvestment plan)	<u>(44,065)</u>	<u>(39,230)</u>
	<u>193,616</u>	<u>362,728</u>
CASH PROVIDED BY (USED IN) INVESTING ACTIVITIES		
Additions to investment properties (note 6)	(542,194)	(571,639)
Proceeds on disposition of investment properties (note 6)	59,999	43,020
Proceeds on disposition of investment properties held for sale (note 6)	120,935	26,750
Additions to property, plant and equipment (note 9)	<u>(2,152)</u>	<u>(791)</u>
	<u>(363,412)</u>	<u>(502,660)</u>
(DECREASE) INCREASE IN CASH for the year	(25,033)	22,040
CASH, beginning of year	<u>25,450</u>	<u>3,410</u>
CASH, end of year	<u>\$ 417</u>	<u>\$ 25,450</u>

See notes to the consolidated financial statements

SKYLINE APARTMENT REAL ESTATE INVESTMENT TRUST
NOTES TO THE CONSOLIDATED FINANCIAL STATEMENTS
FOR THE YEAR ENDED DECEMBER 31, 2022
(in thousands of Canadian dollars, except per unit amounts)

1. NATURE OF BUSINESS

Skyline Apartment Real Estate Investment Trust ("Skyline Apt. REIT") is an unincorporated, open-ended private real estate investment trust established under the laws of the Province of Ontario that was created pursuant to a Declaration of Trust dated June 1, 2006.

Skyline Real Estate Limited Partnership ("RELP") was created on June 1, 2006 as a limited partnership under the laws of the Province of Ontario. The general partner is Skyline Incorporated and the majority limited partner is Skyline Operating Trust. Skyline Operating Trust has issued 100% of its units to Skyline Apt. REIT, and is 100% controlled by Skyline Apt. REIT.

As of December 31, 2022, RELP owned two hundred and forty-six (2021 - two hundred and thirty-three) multi-residential investment properties and four (2021 - five) commercial investment properties, all of which are located in Canada.

Skyline Apt. REIT is domiciled in Ontario, Canada. The address of Skyline Apt. REIT's registered office and its principal place of business is 5 Douglas Street, Suite 301, Guelph, Ontario, N1H 2S8.

2. BASIS OF PRESENTATION

(a) STATEMENT OF COMPLIANCE

The consolidated financial statements of Skyline Apt. REIT for the year ended December 31, 2022 are prepared in accordance with International Financial Reporting Standards ("IFRS") as issued by the International Accounting Standards Board ("IASB"). The policies set out below were consistently applied to all the years presented, unless otherwise noted.

The preparation of consolidated financial statements in accordance with IFRS requires the use of certain critical accounting estimates. It also requires management to exercise judgment in applying Skyline Apt. REIT's accounting policies.

The consolidated financial statements are presented in accordance with IAS 1 - Presentation of consolidated financial statements ("IAS 1"). Skyline Apt. REIT has elected to present the Statement of Income and Comprehensive Income in one statement.

The consolidated financial statements for the year ended December 31, 2022 (including comparatives) were approved for issue by the Board of Trustees on March 22, 2023.

(b) BASIS OF MEASUREMENT

The consolidated financial statements have been prepared on a historical cost basis modified to include the fair value measurement of investment properties and assets held for sale, as set out in the relevant accounting policies.

SKYLINE APARTMENT REAL ESTATE INVESTMENT TRUST
NOTES TO THE CONSOLIDATED FINANCIAL STATEMENTS
FOR THE YEAR ENDED DECEMBER 31, 2022
(in thousands of Canadian dollars, except per unit amounts)

2. BASIS OF PRESENTATION (continued)

(c) **FUNCTIONAL CURRENCY AND PRESENTATION**

The consolidated financial statements are presented in Canadian dollars, which is also Skyline Apt. REIT's functional currency. All financial information presented in Canadian dollars is rounded to the nearest thousand.

Skyline Apt. REIT presents its consolidated statement of financial position based on the liquidity method, where all assets and liabilities are presented in the ascending order of liquidity.

(d) **USE OF ESTIMATES**

The preparation of these consolidated financial statements requires Skyline Apt. REIT to make estimates and assumptions that affect the reported amounts of assets and liabilities at the date of the consolidated financial statements and reported amounts of revenue and expenses during the reporting period. Actual outcomes could differ from these estimates. These consolidated financial statements include estimates, which, by their nature, are uncertain. The impact of such estimates is pervasive throughout the consolidated financial statements and may require accounting adjustments based on future occurrences. Revisions to accounting estimates are recognized in the period in which the estimates are revised and the revision affects both current and future periods.

Significant estimates and assumptions include the fair values assigned to investment properties, useful lives of assets to calculate amortization, and allowances for doubtful accounts. Valuation of investment properties is one of the principal estimates and uncertainties of these consolidated financial statements. Refer to note 6 for further information on estimates and assumptions made in the determination of the fair value of investment properties.

3. SUMMARY OF SIGNIFICANT ACCOUNTING POLICIES

The consolidated financial statements have been prepared in accordance with IFRS and include the following significant accounting policies:

Accounting standards implemented in 2022

On January 1, 2022, Skyline Apt. REIT adopted the following amendment to IAS 16 - Property, plant and equipment. The amendment updated the elements of the cost of property, plant and equipment as it refers to the costs of testing whether the asset is functioning properly and disclosures surrounding this. There is no material impact from the adoption of this amendment.

On January 1, 2022, Skyline Apt. REIT adopted the following amendment to IAS 37 - Provisions, contingent liabilities and contingent assets. The amendment updated the definition of the costs associated with fulfilling the obligations of an onerous contract. There is no material impact from the adoption of this amendment.

On January 1, 2022, Skyline Apt. REIT adopted the following amendment to IFRS 9 - Financial Instruments. The amendment updated the definition of what constitutes substantially different when referring to the exchange of debt instruments. There is no material impact from the adoption of this amendment.

SKYLINE APARTMENT REAL ESTATE INVESTMENT TRUST
NOTES TO THE CONSOLIDATED FINANCIAL STATEMENTS
FOR THE YEAR ENDED DECEMBER 31, 2022
(in thousands of Canadian dollars, except per unit amounts)

3. SUMMARY OF SIGNIFICANT ACCOUNTING POLICIES (continued)

(a) INVESTMENT PROPERTIES

Investment properties are properties held to earn rental income and are accounted for using the fair value model, in accordance with IFRS 13 - Fair Value Measurement ("IFRS 13"). Rental income and operating expenses from investment properties are reported within 'revenue' and 'expenses' respectively.

Properties that are held for long term rental yields or for capital appreciation or both, and that are not occupied by Skyline Apt. REIT, are classified as investment properties, in accordance with IAS 40 - Investment Properties ("IAS 40").

In accordance with IFRS 3 - Business Combinations, when Skyline Apt. REIT acquires properties or a portfolio of properties and does not take on or assume employees or does not acquire an operating platform, it classifies the acquisition as an asset acquisition.

In accordance with IAS 40, investment properties are measured initially at cost, including related transaction costs. After initial recognition, investment properties are carried at fair value. Fair value is determined using a combination of external valuation processes and internal valuation techniques that are in accordance with IFRS 13. For properties purchased within one year of the reporting date, the purchase price is considered fair value, unless significant events or changes have occurred to the property that would significantly alter its fair value. Properties appraised by qualified third party appraisers within the past twelve months are not revalued, unless significant changes or events have occurred to the property since the appraisal date. A minimum of 20% of the total number of investment properties that account for at least 25% of the preceding year's total fair value of investment properties are appraised on an annual basis, such that each property is appraised by an independent third party at least once every five years. All other investment properties are valued internally, using market supported financial metrics that are in accordance with IFRS 13, in tandem with current property details including, among other things, rent rolls from current leases and assumptions about rental income from future leases in light of current market conditions, and, any cash outflows that could be expected in respect of the property except for those outflows that relate to liabilities recognized on the statement of financial position. Skyline Apt. REIT also uses extensive market comparable sales to support valuation capitalization rates for different types of assets in different markets. These valuations form the basis for the carrying amounts in the financial statements.

The fair value of investment properties does not reflect future capital expenditure that will improve or enhance the property and does not reflect the related future benefits from this future expenditure other than those a rational market participant would take into account when determining the value of the property.

Investment properties that are being redeveloped for continuing use as investment property or for which the market has become less active continue to be measured at fair value.

Subsequent expenditures are capitalized to the asset's carrying amount only when it is probable that future economic benefits associated with the expenditure will flow to Skyline Apt. REIT and the cost of the item can be measured reliably. All other repairs and maintenance costs are expensed when incurred. When part of an investment property is replaced, the carrying amount of the replaced part is derecognized.

SKYLINE APARTMENT REAL ESTATE INVESTMENT TRUST
NOTES TO THE CONSOLIDATED FINANCIAL STATEMENTS
FOR THE YEAR ENDED DECEMBER 31, 2022
(in thousands of Canadian dollars, except per unit amounts)

3. SUMMARY OF SIGNIFICANT ACCOUNTING POLICIES (continued)

(a) INVESTMENT PROPERTIES (continued)

Skyline Apt. REIT uses the concept of stabilizing and value enhancing capital expenditures to understand when repairs and maintenance should be capitalized. A "stabilized property" is one that has been owned for a period of at least twenty-four months. All properties owned for a period of less than twenty-four months are referred to as "unstabilized".

While a property is classified as unstabilized, costs incurred for repairs and maintenance in excess of \$425 (not in thousands of Canadian dollars) per annum per suite may be allocated from repairs and maintenance to be capitalized to the cost of the respective building as it is assumed that a future economic benefit will likely be realized from this level of expenditure. Once a property is classified as stabilized, costs incurred for repairs and maintenance in excess of \$810 (not in thousands of Canadian dollars) per annum per suite may be allocated from repairs and maintenance to be capitalized to the cost of the respective building.

Included in the determination of repairs and maintenance are costs incurred in incremental administrative wages for resident managers or on-site staff. Amounts in excess of \$30 (not in thousands of Canadian dollars) per month per suite are allocated from resident manager's wages to repairs and maintenance.

Changes in fair values are recognized in the statement of income and comprehensive income. Investment properties are derecognized when they have been disposed.

Where Skyline Apt. REIT disposes of a property at fair value in an arm's length transaction, the carrying value immediately prior to the sale is adjusted to the transaction price, and the adjustment is recorded in the income within the fair value adjustment on investment property.

Investment properties are reclassified to "Assets Held for Sale" when the criteria set out in IFRS 5 - Non-Current Assets Held for Sale and Discontinued Operations ("IFRS 5") are met (see note 3(b)).

If an investment property becomes owner-occupied, it is reclassified as property, plant and equipment. Its fair value at the date of reclassification becomes its cost for subsequent accounting purposes.

As investments are measured at fair value, they are implicitly tested for impairment annually. There is no specific impairment test relating to investment properties other than the fair value methodology.

SKYLINE APARTMENT REAL ESTATE INVESTMENT TRUST
NOTES TO THE CONSOLIDATED FINANCIAL STATEMENTS
FOR THE YEAR ENDED DECEMBER 31, 2022
(in thousands of Canadian dollars, except per unit amounts)

3. SUMMARY OF SIGNIFICANT ACCOUNTING POLICIES (continued)

(a) INVESTMENT PROPERTIES (continued)

The initial cost of properties under development includes the acquisition cost of the property, direct development costs, realty taxes and borrowing costs attributable to the development. Borrowing costs associated with direct expenditures on properties under development are capitalized. The amount of capitalized borrowing costs is determined by reference to borrowings specific to the project. Borrowing costs are capitalized from the commencement of the development until the date of practical completion where the property is substantially ready for its intended use. The capitalization of borrowing costs is suspended if there are prolonged periods when development activity is interrupted. Practical completion is when the property is capable of operating in the manner intended by Management. Generally, this occurs upon completion of construction and receipt of all necessary occupancy and other material permits. If Skyline Apt. REIT has pre-leased space at or prior to the property being substantially ready for its intended use, and the lease requires tenant improvements which enhance the value of the property, practical completion is considered to occur when such improvements are completed.

(b) ASSETS HELD FOR SALE

In accordance with IFRS 5, non-current assets comprising assets and liabilities, that are expected to be recovered primarily through sale rather than through continuing use, are classified as held for sale. For this purpose, a sale is highly probable if Management is committed to a plan to achieve the sale; there is an active program to find a buyer; the non-current asset is being actively marketed at a reasonable price; the sale is anticipated to be completed within one year from the date of classification; and it is unlikely there will be changes to the plan.

At the date when an investment property ceases to be classified as held for sale, it is measured at the lower of its carrying amount before it was classified as held for sale, adjusted for any amortization or revaluations that would have been recognized had the investment property not been classified as held for sale, and its recoverable amount. The recoverable amount is the higher of the fair value less costs to sell and the present value of estimated future cash flows expected to arise from the continuing use and eventual disposal of the investment property. Current assets or disposal groups held for sale are measured at the lower of the carrying amount and fair value less costs to sell.

(c) REVENUE RECOGNITION

Rental revenue includes rents from tenants under leases, property tax and operating cost recoveries, parking income and incidental income. Skyline Apt. REIT has retained substantially all the risks and rewards of ownership of its investment properties and accounts for its rents from tenants as operating leases. Revenue from operating leases is recognized on a straight line basis over the term of the lease.

Tenant inducements are recognized at fair value at the inception of the lease and are amortized through revenue on a straight line basis over the life of the lease.

Sales of condominium units are recognized as revenue as of the date that the sale of the unit is closed.

SKYLINE APARTMENT REAL ESTATE INVESTMENT TRUST
NOTES TO THE CONSOLIDATED FINANCIAL STATEMENTS
FOR THE YEAR ENDED DECEMBER 31, 2022
(in thousands of Canadian dollars, except per unit amounts)

3. SUMMARY OF SIGNIFICANT ACCOUNTING POLICIES (continued)

(d) FINANCIAL INSTRUMENTS

Skyline Apt. REIT's financial instruments and their respective classification and measurement characteristics, are as follows:

<u>Asset/Liability</u>	<u>Classification/Measurement</u>
Cash	Amortized cost
Accounts receivable	Amortized cost
Mortgages and notes receivable	Amortized cost
Mortgages payable	Amortized cost
Due to related parties	Amortized cost
Limited partnership units	Fair value through profit or loss
Accounts payable and accrued liabilities	Amortized cost
Revolving credit facilities	Amortized cost

Financial Assets

Financial assets are classified at initial recognition, as either financial assets at fair value through profit or loss ("FVTPL"), or amortized cost. Financial assets that give rise to specified payments of principal and interest are carried at amortized cost when they are held to collect contractual cash flows. All other financial assets are carried at fair value through profit or loss. When financial assets are recognized initially, they are measured at fair value, plus directly attributable transaction costs for those financial assets not subsequently measured at fair value.

Skyline Apt. REIT's financial assets are derecognized only when the contractual rights to the cash flows from the financial asset expire or substantially the entity loses control of all or part of the assets.

Skyline Apt. REIT's financial assets are all classified as amortized cost and include cash, accounts receivable and mortgage and notes receivable. They are initially recognized at fair value and subsequently measured at amortized cost less provision for impairment.

Provision for impairment is made based on the simplified expected credit loss ("ECL") model. Under the simplified ECL model, Skyline Apt. REIT estimates lifetime expected losses for its receivables at each statement of financial position date based on available information. To measure the expected losses, amounts receivable are grouped based on days past due. The results of the simplified ECL model are used to reduce the carrying amount of the financial asset through an allowance account, and the changes in the measurement of the allowance account are recognized through the profit and loss. Bad debt write-offs occur when RELP determines collection is not possible. If, in a subsequent period, the impairment loss decreases and the decrease can be related objectively to an event occurring in the subsequent period, the impairment loss is reversed to no more than its previous carrying amount by adjusting the allowance. The reversal is recognized through profit and loss. Impaired receivables are derecognized when they become uncollectible.

Financial Liabilities

Financial liabilities are classified at initial recognition as either financial liabilities at FVTPL, or amortized cost, as appropriate. A financial liability is derecognized when the obligation under the liability is discharged, cancelled or expires.

SKYLINE APARTMENT REAL ESTATE INVESTMENT TRUST
NOTES TO THE CONSOLIDATED FINANCIAL STATEMENTS
FOR THE YEAR ENDED DECEMBER 31, 2022
(in thousands of Canadian dollars, except per unit amounts)

3. SUMMARY OF SIGNIFICANT ACCOUNTING POLICIES (continued)

(d) FINANCIAL INSTRUMENTS (continued)

Financial Liabilities (continued)

Skyline Apt. REIT's financial liabilities are all classified as amortized cost and include mortgages payable, due to related parties, revolving credit facilities and accounts payable and accrued liabilities. These financial liabilities are measured initially at fair value and subsequently at amortized cost. The fair value of a non-interest bearing liability is its discounted payment amount. If the due date of the liability is less than one year, discounting is omitted.

Skyline Apt. REIT's mortgages payable consists of the legal liabilities owing pursuant to loans secured by mortgages and premiums and discounts recognized on loans assumed on acquisition of properties, netted against the transaction costs, and the effective interest method of amortization is applied to the premiums, discounts and transaction costs.

Skyline Apt. REIT's financial liabilities classified as financial liabilities at FVTPL include the limited partnership units. These financial liabilities are measured initially and subsequently at fair value and any gains or losses arising on remeasurement are recognized in net income.

(e) INCOME TAXES

Skyline Apt. REIT qualifies as a mutual fund trust and real estate investment trust pursuant to the Income Tax Act. Under current legislation, a real estate investment trust is entitled to deduct distributions of taxable income such that it is not liable to pay income taxes provided its taxable income is fully distributed to unitholders. Skyline Apt. REIT intends to continue to qualify as a real estate investment trust and to make distributions not less than the amount necessary to ensure the REIT will not be liable to pay income taxes. Accordingly, no provision for income taxes has been made.

(f) PROPERTY, PLANT AND EQUIPMENT

Property, plant and equipment is recorded at cost and amortized on the basis of its estimated useful life using the following methods and rates:

Computer equipment	- 55% declining balance basis
Equipment	- 20% declining balance basis
Owner-occupied property - building	- 4% declining balance basis

Amortization is recorded at 50% of the above rates in the year of addition.

(g) JOINT OPERATIONS

Skyline Apt. REIT considers investments in joint arrangements to be a joint operation when they jointly make operating, financial and strategic decisions over one or more investment property with another party, and have direct rights to the assets and obligations for the liabilities relating to the arrangement. When the arrangement is considered to be a joint operation, Skyline Apt. REIT will include their share of the underlying assets, liabilities, revenue and expenses in their financial results.

SKYLINE APARTMENT REAL ESTATE INVESTMENT TRUST
NOTES TO THE CONSOLIDATED FINANCIAL STATEMENTS
FOR THE YEAR ENDED DECEMBER 31, 2022
(in thousands of Canadian dollars, except per unit amounts)

3. SUMMARY OF SIGNIFICANT ACCOUNTING POLICIES (continued)

(h) INVENTORY

Inventory includes condominium units that are held for sale by Skyline Apt. REIT and are carried at the lesser of cost and net realizable value. Properties that were initially purchased as investment property for leasing and capital appreciation purposes are held as investment property on the statement of financial position until such time that Management develops the property into a condominium building where the units will be individually sold. At the time of development, the units are transferred from investment property to inventory at their deemed cost, being the fair market value at the time of transfer. Subsequent holding costs related to the property including maintenance, property tax and utilities, are not included in the cost of the inventory. Any income or expenses related to these condominium units are included in the statement of income and comprehensive income in the period they are received or incurred. The deemed cost of the property is allocated to the individual units that are held for sale and expensed at the time of sale of each unit.

(i) DISTRIBUTION REINVESTMENT PLAN (DRIP)

Skyline Apt. REIT has instituted a DRIP whereby unitholders may elect to have their distributions automatically reinvested in additional units. There are no special terms, such as premiums on distribution rates, for plan participants.

(j) FAIR VALUE MEASUREMENT

Fair value is the price that would be received to sell an asset or paid to transfer a liability in an orderly transaction between market participants at the measurement date under current market conditions. In estimating the fair value of an asset or a liability, Skyline Apt. REIT considers the characteristics of the asset or liability that market participants would take into account when pricing the asset or liability at the measurement date.

Assets and liabilities that are measured at fair value in the statement of financial position are categorized by level according to the significance of the inputs used in making the measurements. The levels of inputs are defined as follows:

Level 1 inputs

Quoted prices (unadjusted) in active markets for identical assets or liabilities that the entity can access at the measurement date.

Level 2 inputs

Inputs other than quoted prices (included in Level 1) that are observable for the asset or the liability, either directly or indirectly.

Level 3 inputs

Unobservable inputs for the asset or liability.

Skyline Apt. REIT's policy is to recognize transfers out of fair value hierarchy levels as of the date of the event or change in circumstances that caused the transfer.

SKYLINE APARTMENT REAL ESTATE INVESTMENT TRUST
NOTES TO THE CONSOLIDATED FINANCIAL STATEMENTS
FOR THE YEAR ENDED DECEMBER 31, 2022
(in thousands of Canadian dollars, except per unit amounts)

3. SUMMARY OF SIGNIFICANT ACCOUNTING POLICIES (continued)

(k) PROVISIONS

Provisions are recognized when Skyline Apt. REIT has a present legal or constructive obligation as a result of past events, it is probable that an outflow of resources will be required to settle the obligation, and the amount can be reliably estimated. Provisions are not recognized for future operating losses. The amount recognized as a provision is the best estimate of the consideration required to settle the present obligation at the reporting date. Provisions are measured at their present value by discounting the future cash flows from the expected date the obligation is to be settled. The discount rate used reflects current market assessments of the time value of money adjusted by the risk factor specific to the obligation. The unwinding of the discount due to the passage of time is recognized as interest expense.

4. STANDARDS ISSUED BUT NOT YET EFFECTIVE

The standards and interpretations that are issued, but not yet effective, up to the date of issuance of Skyline Apt. REIT's financial statements are disclosed below. Skyline Apt. REIT intends to adopt these standards, if applicable, when they become effective.

IAS 1 - In January 2020, the IASB issued an amendment to IAS 1 - Presentation of financial statements which will be effective for years beginning on or after January 1, 2023. The amended standard will update the definition of a liability and the classification of liabilities between current and non-current.

IAS 1 - In February 2021, the IASB issued an amendment to IAS 1 - Presentation of financial statements which will be effective for years beginning on or after January 1, 2023. The amended standard will update the definition of accounting policy information.

IAS 1 - In October 2022, the IASB issued an amendment to IAS 1 - Presentation of financial statements which will be effective for years beginning on or after January 1, 2024. The amended standard will update the criteria for classifying liabilities with covenants as current or non-current.

IAS 8 - In February 2021, the IASB issued an amendment to IAS 8 - Accounting policies, changes in accounting estimates and errors which will be effective for years beginning on or after January 1, 2023. The amended standard clarifies the difference between an accounting estimate and an accounting policy.

IAS 28 - In May 2014, the IASB issued an amendment to IAS 28 - Investments in Associates and Joint Ventures. The amended standard will update the equity method procedures for recognizing the sale or contribution of assets between an investor and its associate or joint venture. The effective date has been deferred indefinitely.

Skyline Apt. REIT does not expect any significant impact as a result of these amendments.

SKYLINE APARTMENT REAL ESTATE INVESTMENT TRUST
NOTES TO THE CONSOLIDATED FINANCIAL STATEMENTS
FOR THE YEAR ENDED DECEMBER 31, 2022
(in thousands of Canadian dollars, except per unit amounts)

5. PRINCIPLES OF CONSOLIDATION

The consolidated financial statements comprise the financial statements of Skyline Apt. REIT and its subsidiaries, Skyline Operating Trust and RELP.

Subsidiaries are entities over which Skyline Apt. REIT has control, where control is defined as the power to govern financial and operating policies of an entity so as to obtain benefit from its activities. Subsidiaries are fully consolidated from the date control is transferred to Skyline Apt. REIT, and are de-consolidated from the date control ceases. Intercompany transactions between subsidiaries are eliminated on consolidation. All subsidiaries have a reporting date of December 31.

Skyline Apt. REIT carries out a portion of its activities through joint operations and records its proportionate share of assets, liabilities, revenues, expenses and cash flows of all joint operations in which it participates.

6. INVESTMENT PROPERTIES

Changes to the carrying amounts of investment properties presented in the statement of financial position can be summarized as follows:

	2022	2021
Balance at beginning of the year	\$ 4,027,391	\$ 3,395,811
Acquisitions through purchase of investment properties	469,916	430,796
Additions through capital expenditure on existing investment properties	72,278	140,843
Disposals through sale of investment properties	(59,999)	(43,020)
Change in assets held for sale (note 7)	(26,854)	(120,935)
Fair value gain on investment properties and disposed properties	<u>245,333</u>	<u>223,896</u>
Balance at end of the year	<u>\$ 4,728,065</u>	<u>\$ 4,027,391</u>

Included in investment properties are properties under development with a balance at December 31, 2022 of \$99,847 (2021 - \$37,514).

The following table reconciles the cost base of investment properties to their fair value:

	2022	2021
Cost	\$ 3,629,803	\$ 3,156,367
Cumulative fair value adjustment	<u>1,098,262</u>	<u>871,024</u>
Fair value	<u>\$ 4,728,065</u>	<u>\$ 4,027,391</u>

SKYLINE APARTMENT REAL ESTATE INVESTMENT TRUST
NOTES TO THE CONSOLIDATED FINANCIAL STATEMENTS
FOR THE YEAR ENDED DECEMBER 31, 2022
(in thousands of Canadian dollars, except per unit amounts)

6. INVESTMENT PROPERTIES (continued)

Asset acquisitions:

During the year ended December 31, 2022, Skyline Apt. REIT acquired twenty investment properties (2021 - eighteen) through purchase of assets. The results of these acquisitions are included in these consolidated financial statements from the date of acquisition. The following table outlines the cost, which includes the transaction costs of the assets acquired and the associated liabilities entered into as a result of these acquisitions:

	2022	2021
Acquisition cost of investment properties	\$ 469,916	\$ 430,796
Mortgages payable	<u>(235,084)</u>	<u>(268,142)</u>
Total identifiable net assets settled by cash	<u>\$ 234,832</u>	<u>\$ 162,654</u>

Future rental income:

Investment properties are subject to operating leases with tenants. Lease contracts are all typically non-cancelable for periods ranging from one year for residential tenants, and one to fifteen years for commercial tenants, from the commencement of the lease. Future minimum rental income from these agreements is as follows:

	2022	2021
Less than one year	\$ 321,782	\$ 299,432
Between one and three years	7,647	6,234
More than three years	<u>908</u>	<u>1,074</u>
	<u>\$ 330,337</u>	<u>\$ 306,740</u>

Fair value disclosure:

Skyline Apt. REIT uses an income approach to perform internal valuation calculations for the purposes of determining the fair market value of investment properties. The same approach is used for those properties with independent third party appraisals. Significant assumptions used for the valuation of the properties include the capitalization rate and the revenue and expenses for each property. As at December 31, 2022, all of Skyline Apt REIT's investment properties were valued using Level 3 inputs. There were no transfers into or out of Level 3 fair value measurements for investment properties held as at December 31, 2022 and December 31, 2021.

Skyline Apt. REIT categorizes its investment properties by region, and each region has a different range of capitalization rates, depending on the specific risk factors for each property in that region. The weighted average capitalization rates for commercial properties is 7.86% (2021 - 7.58%) and for residential properties is 4.60% (2021 - 4.69%). The overall weighted average capitalization rates for Skyline Apt. REIT's investment properties is 4.64% (2021 - 4.73%).

SKYLINE APARTMENT REAL ESTATE INVESTMENT TRUST
NOTES TO THE CONSOLIDATED FINANCIAL STATEMENTS
FOR THE YEAR ENDED DECEMBER 31, 2022
(in thousands of Canadian dollars, except per unit amounts)

6. INVESTMENT PROPERTIES (continued)

Overall, the capitalization rates for residential properties and commercial properties fall between:

	Residential		Commercial	
	2022	2021	2022	2021
Minimum	3.59%	3.47%	5.86%	5.80%
Maximum	6.50%	6.50%	9.49%	8.56%

Assumptions related to property revenues and expenses are based on the most recent annual results of each property, and where necessary, industry benchmarks.

In 2022, Skyline Apt. REIT valued \$2,027,734 of its investment properties (including properties held for sale) internally (2021 - \$1,945,921). The remainder of the investment property fair value was obtained through third party appraisals, not including those properties acquired during the year. In the year, this amounted to \$2,304,820 (2021 - \$1,780,170). In 2022, 48.7% (2021 - 48.1%) of the cost base of the investment properties was valued internally and 51.3% (2021 - 51.9%) was valued externally. The acquisitions during 2022 were valued at \$422,831 (2021 - \$422,235). Actual results may differ from these estimates and may be subject to material adjustment within the next fiscal year.

Fair value sensitivity:

Skyline Apt. REIT's investment properties are classified as Level 3 under the fair value hierarchy, as the inputs in the valuations of these investment properties are not based on observable market data. The following table provides a sensitivity analysis for the weighted average capitalization rate applied as at December 31, 2022:

As of December 31, 2022

Capitalization Rate Sensitivity Increase (Decrease)	Overall Capitalization Rate	Fair Value of Investment Properties	Fair Value Variance	% Change
(1.00)%	3.64%	\$ 6,026,984	\$ 1,298,919	27.47%
December 31, 2022	4.64%	\$ 4,728,065	\$ 0	0.00%
1.00%	5.64%	\$ 3,889,756	\$ (838,309)	(17.73)%

SKYLINE APARTMENT REAL ESTATE INVESTMENT TRUST
NOTES TO THE CONSOLIDATED FINANCIAL STATEMENTS
FOR THE YEAR ENDED DECEMBER 31, 2022
(in thousands of Canadian dollars, except per unit amounts)

7. ASSETS HELD FOR SALE

As at December 31, 2022, there was one property held for sale (2021 - five properties held for sale). The assets and liabilities associated with investment properties held for sale as at December 31 are as follows:

	2022	2021
ASSETS		
Investment properties	\$ 26,854	\$ 120,935
Other assets	100	115
Property, plant and equipment	0	1
Accounts receivable	<u>43</u>	<u>19</u>
	<u>26,997</u>	<u>121,070</u>
LIABILITIES		
Mortgages payable	13,371	75,712
Tenant deposits	0	363
Accounts payable and accrued liabilities	<u>5,983</u>	<u>3,303</u>
	<u>19,354</u>	<u>79,378</u>
NET ASSETS HELD FOR SALE	<u><u>\$ 7,643</u></u>	<u><u>\$ 41,692</u></u>

8. JOINT OPERATIONS

Skyline Apt. REIT's interests in co-owned investment properties are accounted for based on RELP's share of interest in the assets, liabilities, revenues and expenses of the investment properties. As of December 31, 2022, Skyline Apt. REIT is in a co-ownership agreement with Upper Montney Limited Partnership where Skyline Apt. REIT has a 50% ownership interest (2021 - 50%) in an investment property in Dawson Creek, British Columbia.

9. PROPERTY, PLANT AND EQUIPMENT

December 31, 2022	Cost	Accumulated Amortization	Carrying Amount
Computer equipment	\$ 3,836	\$ 2,354	\$ 1,482
Equipment	588	398	190
Owner-occupied property by RELP - building	4,382	528	3,854
Owner-occupied property by RELP - land	<u>503</u>	<u>0</u>	<u>503</u>
	<u><u>\$ 9,309</u></u>	<u><u>\$ 3,280</u></u>	<u><u>\$ 6,029</u></u>
December 31, 2021	Cost	Accumulated Amortization	Carrying Amount
Computer equipment	\$ 2,513	\$ 1,772	\$ 741
Equipment	515	360	155
Owner-occupied property by RELP - building	3,631	383	3,248
Owner-occupied property by RELP - land	<u>503</u>	<u>0</u>	<u>503</u>
	<u><u>\$ 7,162</u></u>	<u><u>\$ 2,515</u></u>	<u><u>\$ 4,647</u></u>

SKYLINE APARTMENT REAL ESTATE INVESTMENT TRUST
NOTES TO THE CONSOLIDATED FINANCIAL STATEMENTS
FOR THE YEAR ENDED DECEMBER 31, 2022
(in thousands of Canadian dollars, except per unit amounts)

10. OTHER ASSETS

The components of other assets are as follows:

	2022	2021
Lender holdback	\$ 98	\$ 81
Note receivable	35	38
Mortgage receivable	7,000	0
Prepaid expenses	2,564	2,640
Deposits on investment properties	<u>5,780</u>	<u>5,727</u>
	<u>\$ 15,477</u>	<u>\$ 8,486</u>

The note receivable of \$35 (2021 - \$38) bears interest at a fixed rate of 6% per annum and matures in 2031.

The mortgage receivable of \$7,000 (2021 - \$nil) bears interest at a fixed rate of 4% per annum and matures in 2026. The mortgage receivable is secured by a general assignment of rents and leases, environmental indemnity and a security agreement.

11. MORTGAGES PAYABLE

The mortgages payable are secured by investment properties and letters of credit, in some cases. Mortgages bearing fixed interest with a contractual weighted average rate of 2.93% (2021 - 2.68%) are \$2,411,133 (2021 - \$2,100,311). Mortgages bearing variable interest rates with an average variable rate of 6.95% (2021 - 2.95%) are \$63,002 (2021 - \$16,118). Included in mortgages payable are second mortgages of \$85,082 (2021 - \$43,174), which bear fixed interest rates. Also included in mortgages payable is an interest rate swap agreement of \$42,000 (2021 - \$42,000), which bears a fixed interest rate as well as construction credit facilities of \$63,068 (2021 - \$16,118) which bear a variable interest rate. See note 15. Mortgages have maturity dates ranging between 2023 and 2032. All mortgages are denominated in Canadian dollars.

Future minimum principal payments on mortgage obligations are as follows:

	2023	\$ 319,234
	2024	265,854
	2025	320,525
	2026	174,392
	2027	344,609
	Thereafter	<u>1,049,521</u>
		2,474,135
Less: Mortgages related to assets held for sale:		<u>(13,371)</u>
		<u>\$ 2,460,764</u>

SKYLINE APARTMENT REAL ESTATE INVESTMENT TRUST
NOTES TO THE CONSOLIDATED FINANCIAL STATEMENTS
FOR THE YEAR ENDED DECEMBER 31, 2022
(in thousands of Canadian dollars, except per unit amounts)

11. MORTGAGES PAYABLE (continued)

A reconciliation of movements in mortgages payable to cash flows arising from financing activities is as follows:

	2022	2021
Mortgages payable, beginning of year	\$ 2,116,429	\$ 1,847,842
Proceeds from new mortgages	588,371	543,446
Repayment of existing mortgages	(294,985)	(198,012)
Transaction costs related to mortgages	(16,979)	(22,542)
Total changes from financing cash flows	<u>276,407</u>	<u>322,892</u>
Change in mortgages payable on assets held for sale	62,341	(59,058)
Amortization of financing costs	5,587	4,753
Financing costs included in operations	65,483	57,055
Interest paid	(65,483)	(57,055)
Total liability-related changes	<u>67,928</u>	<u>(54,305)</u>
Mortgages payable, end of year	<u>\$ 2,460,764</u>	<u>\$ 2,116,429</u>

12. RELATED PARTY TRANSACTIONS

The following entities transact with Skyline Apt. REIT, and are all mostly controlled by the same shareholders, of which is a person or persons that qualify as a related person under IAS 24 – Related Party Disclosures: Skyline Transfer Funds Inc., Skyline Inc., Skyline Asset Management Inc., Skyline Apartment Asset Management Inc., and Skyline Clean Energy Asset Management Inc.; Skyline Wealth Management Inc., Skyline Mortgage Finance Inc., Skyline Private Investment Capital Inc., Skyline Capital Projects Management Inc., and Skydevco Inc.

Distributions to partners

Skyline Incorporated is the general partner ("GP") of RELP and is entitled to distributions under the limited partnership agreement which commences once the equivalent of the total investors' equity has been effectively distributed on a property by property basis. Once triggered, any future income from operations for the specific property is shared at a ratio of 20% to the general partner and 80% to the LP. In addition, on any disposition, the general partner is entitled to 20% of the equity growth on the property net of any outstanding amounts owing to investors. A provision for the future distributions payable to Skyline Incorporated has not been recorded since the timing and amount of the distributions payable cannot be reasonably estimated. Based on the fair value of the investment properties as at December 31, 2022, a distribution would be payable if the investment properties were sold. At December 31, 2022, there were distributions payable of \$13,303 (2021 - \$4,098) which is included in due to related parties.

Distributions paid

Skyline Apt. REIT paid the following distributions to related parties:

	2022	2021
Skyline Management Inc. (limited partner)	\$ 2,627	\$ 2,435
Skyline Incorporated (GP)	<u>21,029</u>	<u>13,772</u>
	<u>\$ 23,656</u>	<u>\$ 16,207</u>

SKYLINE APARTMENT REAL ESTATE INVESTMENT TRUST
NOTES TO THE CONSOLIDATED FINANCIAL STATEMENTS
FOR THE YEAR ENDED DECEMBER 31, 2022
(in thousands of Canadian dollars, except per unit amounts)

12. RELATED PARTY TRANSACTIONS (continued)

Services of the Asset Manager

Skyline Apt. REIT has an asset management agreement with Skyline Apartment Asset Management Inc. (the "Asset Manager"). The asset management fees payable under the asset management agreement are 2.5% of adjusted gross revenue. For the year ended December 31, 2022, Skyline Apt. REIT paid to the Asset Manager \$7,160 in asset management fees (2021 – \$6,646).

Services of the Exempt Market Dealer

Skyline Apt. REIT has an exempt market dealer agreement with Skyline Wealth Management Inc. (the "Exempt Market Dealer"). Fees payable under the exempt market dealer agreement include wealth management fees of 0.3% of unitholders equity, and equity raise fees ranging from 0.5% to 1% of proceeds from units issued during the year. For the year ended December 31, 2022, Skyline Apt. REIT paid to the Exempt Market Dealer \$6,617 in wealth management fees (2021 – \$5,601), and \$960 in equity raise fees (2021 - \$1,517)

Services of the Mortgage Underwriting Manager

Skyline Apt. REIT has an arrangement with Skyline Mortgage Finance Inc. (the "Underwriting Manager"), wherein the Underwriting Manager assists Skyline Apt. REIT in obtaining mortgage financing upon terms and rates that are commercially competitive. Skyline Apt. REIT pays the Underwriting Manager \$5,000 (not in thousands of Canadian dollars) for each mortgage assumed on acquisition, and 35 bps on mortgage principal for all other mortgages. For the year ended December 31, 2022, Skyline Apt. REIT paid to the Underwriting Manager \$1,843 in mortgage underwriting fees (2021 - \$2,164).

Legal Services Manager

Skyline Apt. REIT had an arrangement with Skyline Asset Management Inc., wherein Skyline Asset Management Inc provided advice to Skyline Apt. REIT on the use of external legal counsel, and managed external legal counsel on behalf of Skyline Apt. REIT (the "Legal Services Arrangement"), the costs for which are approved annually by Skyline Apartment REIT's independent Trustees. Effective March 1, 2022, Skyline Asset Management Inc., transferred the Legal Services Arrangement to Skyline Private Investment Capital Inc. (the "Legal Services Manager"). Under the Legal Services Arrangement, Skyline Apt. REIT paid to the Legal Services Manager \$1,187 for the period from March 1, 2022 to December 31, 2022. Under the Legal Services Arrangement, Skyline Apt. REIT also paid to Skyline Asset Management Inc \$237 for the period from January 1, 2022 to February 28, 2022, and \$1,320 for the period from January 1, 2021 to December 31, 2021.

Services of the Solar Asset Manager

Skyline Apt. REIT has an arrangement with Skyline Clean Energy Asset Management Inc. (the "Solar Asset Manager"). The solar asset management fees payable under the arrangement are equal to \$20 (not in thousands of Canadian dollars) per kilowatt of direct current per annum for each solar system managed by the Solar Asset Manager. For the year ended December 31, 2022, Skyline Apt. REIT paid to the Solar Asset Manager \$3 in solar asset management fees (2021 – \$8).

SKYLINE APARTMENT REAL ESTATE INVESTMENT TRUST
NOTES TO THE CONSOLIDATED FINANCIAL STATEMENTS
FOR THE YEAR ENDED DECEMBER 31, 2022
(in thousands of Canadian dollars, except per unit amounts)

12. RELATED PARTY TRANSACTIONS (continued)

Services of the CAPEX Provider

Skyline Apt. REIT has an arrangement with Skyline Capital Projects Management Inc (the "CAPEX Provider"), wherein the CAPEX Provider provides due diligence services on the capital needs of proposed acquisitions, compiles and proposes multi-year capital plans for the portfolio, and manages the execution of those capital plans, the costs for which are approved annually by Skyline Apartment REIT's independent Trustees. For the year ended December 31, 2022, Skyline Apt. REIT paid to the CAPEX Provider \$1,197 in CAPEX management fees (2021 – \$872).

Services of the Development Manager

Skyline Apt. REIT has an arrangement with Skydevco Inc (the "Development Manager"), who provides development consulting services to Skyline Apt. REIT, the costs for which are approved from time to time by Skyline Apartment REIT's independent Trustees. For the year ended December 31, 2022, Skyline Apt. REIT paid to the Development Manager \$1,528 in development service fees (2021 – \$1,454).

Due to related parties

Amounts due to related parties are unsecured, non-interest bearing and have no set terms of repayment. The balance consists of the following:

	2022	2021
Skyline Incorporated	<u>\$ 13,303</u>	<u>\$ 4,098</u>

Subsequent to year end, substantially all of these balances were repaid.

Purchases from related parties

During 2021, RELP purchased land to develop an investment property from Skyline Retail Real Estate Limited Partnership for \$1,368.

Class B, F, G, H, I and J LP Units

Skyline Management Inc. ("SMI") holds nil (2021 - 2,482,639) Class B limited partnership units of RELP, that are exchangeable for Skyline Apt. REIT units and have a market value of \$nil at December 31, 2022 (2021 - \$63,307). In 2022, SMI exchanged all of its Class B limited partnership units for 633,073 Class F limited partnership units which have a market value of \$16,776 at December 31, 2022 (2021 - \$nil), 633,073 Class G limited partnership units which have a market value of \$16,776 at December 31, 2022 (2021 - \$nil), 633,073 Class H limited partnership units which have a market value of \$16,776 at December 31, 2022 (2021 - \$nil), 211,024 Class I limited partnership units which have a market value of \$5,592 at December 31, 2022 (2021 - \$nil) and 372,396 Class J limited partnership units which have a market value of \$9,868 at December 31, 2022 (2021 - \$nil). SMI was required to hold 90% of the exchangeable units (or REIT upon exchange) until June 2021, subject to limited exceptions. As of June 2021, the requirement has expired but remains subject to limited exceptions. SMI is controlled by Skyline Incorporated.

SKYLINE APARTMENT REAL ESTATE INVESTMENT TRUST
NOTES TO THE CONSOLIDATED FINANCIAL STATEMENTS
FOR THE YEAR ENDED DECEMBER 31, 2022
(in thousands of Canadian dollars, except per unit amounts)

13. FINANCING COSTS

During the year, Skyline Apt. REIT paid the following financing costs:

	2022	2021
Mortgage interest	\$ 65,483	\$ 57,055
Deferred financing costs	5,587	4,753
Interest expense on revolving credit facility	6,555	3,819
Distribution paid on LP Units	3,226	2,992
Distribution paid to GP on the sale of investment properties	5,794	2,747
Distribution paid to GP	15,235	11,025
Interest on tenant deposits	<u>214</u>	<u>4</u>
	<u>\$ 102,094</u>	<u>\$ 82,395</u>

14. FAIR VALUE MEASUREMENT

Skyline Apt. REIT's financial assets and financial liabilities are carried at amortized costs, which approximate fair value, or FVTPL as applicable. Such fair value estimates are not necessarily indicative of the amounts Skyline Apt. REIT might pay or receive in actual market transactions.

The fair value hierarchy of assets and liabilities measured at fair value on a recurring basis in the consolidated statement of financial position or disclosed in the notes to the consolidated financial statements is as follows:

As at	December 31, 2022			December 31, 2021		
	Level 1	Level 2	Level 3	Level 1	Level 2	Level 3
Assets						
Investment properties	\$ 0	\$ 0	\$ 4,728,065	\$ 0	\$ 0	\$ 4,027,391
Assets held for sale	<u>0</u>	<u>0</u>	<u>26,854</u>	<u>0</u>	<u>0</u>	<u>120,935</u>
	<u>\$ 0</u>	<u>\$ 0</u>	<u>\$ 4,754,919</u>	<u>\$ 0</u>	<u>\$ 0</u>	<u>\$ 4,148,326</u>
Liabilities						
Mortgages payable	\$ 0	\$ 2,254,512	\$ 0	\$ 0	\$ 2,108,566	\$ 0
Limited partnership units	<u>0</u>	<u>0</u>	<u>80,768</u>	<u>0</u>	<u>0</u>	<u>77,720</u>
	<u>\$ 0</u>	<u>\$ 2,254,512</u>	<u>\$ 80,768</u>	<u>\$ 0</u>	<u>\$ 2,108,566</u>	<u>\$ 77,720</u>

Transfers between levels in the fair value hierarchy are recognized on the date of the event or change in circumstances that caused the transfer. For investment properties and liabilities measured at fair value as at December 31, 2022 and December 31, 2021, there were no transfers between Level 1, Level 2 and Level 3 assets.

The fair value of the mortgages payable has been determined by discounting the cash flows of these financial obligations using year end market rates for debt of similar terms and credit risks.

15. FINANCIAL RISK MANAGEMENT

Financial risks are risks arising from the financial instruments to which Skyline Apt. REIT is exposed during or at the end of the reporting period. Financial risk comprises market risk, credit risk, and liquidity risk. Skyline Apt. REIT considers real estate risk as a financial risk as well, even though investment property is not classified as a financial instrument.

SKYLINE APARTMENT REAL ESTATE INVESTMENT TRUST
NOTES TO THE CONSOLIDATED FINANCIAL STATEMENTS
FOR THE YEAR ENDED DECEMBER 31, 2022
(in thousands of Canadian dollars, except per unit amounts)

15. FINANCIAL RISK MANAGEMENT (continued)

Risk management is carried out by Management and the Board of Trustees of Skyline Apt. REIT. Management identifies and evaluates financial risks and the Board provides oversight on overall risk management, including specific areas such as interest rate risk, liquidity, and investing policies.

Key financial risk management reports are produced on a monthly basis and key indicators are reviewed by Management and the Board of Trustees of Skyline Apartment REIT.

i) Market risk

Market risk is the risk that the fair value of future cash flows of a financial instrument will fluctuate because of changes in market prices. Skyline Apt. REIT's market risks arise from open positions in interest bearing assets and liabilities, to the extent that these are exposed to market fluctuations.

a. Interest rate risk

Skyline Apt. REIT is exposed to interest rate risk arising from its fixed and floating rate mortgages payable. Bank overdraft is at floating interest rates and is exposed to changes in interest rates. Bank loan payable is at floating interest rates and is exposed to changes in interest rates. As fixed rate debt matures and as Skyline Apt. REIT uses additional floating rate debt under revolving credit facilities, Skyline Apt. REIT will be further exposed to cash flow risk.

As part of its risk management policies, Skyline Apt. REIT uses fixed and floating rate mortgages for the majority of its borrowings to allow for better cash flow planning. Skyline Apt. REIT attempts to stagger mortgage renewals at appropriate intervals to mitigate significant interest rate shocks in a given year.

The following table illustrates the sensitivity of income and equity to a reasonably possible change in interest rates of +/- 1%.

December 31, 2022

	Carrying Amount	Income -1%	Partners' Equity -1%	Income +1%	Partners' Equity +1%
Revolving credit facility	\$ 147,573	\$ 1,476	\$ 1,476	\$ (1,476)	\$ (1,476)
Mortgages payable, maturing within one year	<u>195,458</u>	<u>1,955</u>	<u>1,955</u>	<u>(1,955)</u>	<u>(1,955)</u>
	<u>\$ 343,031</u>	<u>\$ 3,431</u>	<u>\$ 3,431</u>	<u>\$ (3,431)</u>	<u>\$ (3,431)</u>

December 31, 2021

	Carrying Amount	Income -1%	Partners' Equity -1%	Income +1%	Partners' Equity +1%
Revolving credit facility	\$ 99,390	\$ 994	\$ 994	\$ (994)	\$ (994)
Mortgages payable, maturing within one year	<u>190,093</u>	<u>1,901</u>	<u>1,901</u>	<u>(1,901)</u>	<u>(1,901)</u>
	<u>\$ 289,483</u>	<u>\$ 2,895</u>	<u>\$ 2,895</u>	<u>\$ (2,895)</u>	<u>\$ (2,895)</u>

SKYLINE APARTMENT REAL ESTATE INVESTMENT TRUST
NOTES TO THE CONSOLIDATED FINANCIAL STATEMENTS
FOR THE YEAR ENDED DECEMBER 31, 2022
(in thousands of Canadian dollars, except per unit amounts)

15. FINANCIAL RISK MANAGEMENT (continued)

i) Market risk (continued)

b. Price risk

Skyline Apt. REIT has no significant exposure to price risk with respect to financial instruments as it does not hold any equity securities or commodities.

c. Foreign exchange risk

Skyline Apt. REIT is not subject to foreign exchange risk. All of its financial instruments are denominated in Canadian dollars.

ii) Credit risk

Credit risk is a risk that one party to a financial instrument will cause a financial loss for the other party by failing to discharge an obligation. Skyline Apt. REIT has no significant concentrations of credit risk. Credit risk arises from trade receivables, including rental receivables from lessees, mortgage and notes receivable.

An allowance for doubtful accounts is recognized for estimated losses resulting from tenant default on lease obligations. Skyline Apt. REIT actively reviews receivables and determines the potentially uncollectible accounts on a per-tenant basis. An accounts receivable is written down to its estimated recoverable value when there is reason to believe that the tenant will not be able to fulfil their obligations under the lease agreement. Management reviews tenant receivables on a regular basis and reduces carrying amounts through the use of allowance for doubtful accounts and the amount of any loss is recognized in the statement of income and comprehensive income.

The movement in the allowance for doubtful accounts is reconciled as follows:

	2022	2021
Allowance for doubtful accounts beginning of year	\$ 1,053	\$ 986
Provision for impairment of trade receivables	516	458
Reversal of provision for impairment	<u>(120)</u>	<u>(391)</u>
Allowance for doubtful accounts end of year	<u>\$ 1,449</u>	<u>\$ 1,053</u>

Credit risk is managed by reviewing the credit quality of the tenant through credit ratings and references. The maximum exposure to credit risk at the reporting date is equal to the carrying value of each class of financial asset.

iii) Liquidity risk

Liquidity risk management entails maintaining sufficient cash and credit facilities available to close out market positions. Skyline Apt. REIT ensures flexibility in funding by keeping committed credit lines available, and raising capital from partners when needed.

Skyline Apt. REIT's liquidity position is monitored on a regular basis by Management. A summary table with obligations of financial liabilities presented below is used by key management personnel to manage liquidity risks and is derived from managerial reports at company level. The amounts disclosed in the tables below are the contractual undiscounted cash flows. Undiscounted cash flows in respect of the balances due within twelve months generally equal their carrying amounts in the statement of financial position as the impact of discounting is not significant.

SKYLINE APARTMENT REAL ESTATE INVESTMENT TRUST
NOTES TO THE CONSOLIDATED FINANCIAL STATEMENTS
FOR THE YEAR ENDED DECEMBER 31, 2022
(in thousands of Canadian dollars, except per unit amounts)

15. FINANCIAL RISK MANAGEMENT (continued)

iii) Liquidity risk (continued)

The bank overdraft is secured by a general security agreement over some of the investment properties of Skyline Apt. REIT.

RELP and Skyline Apt. REIT have entered into the following financing agreements:

- a. Operating line of credit of \$25,000 (2021 - \$25,000) available for use to finance the ongoing working capital requirements of the combined group, which is maintained by Skyline Apt. REIT. At December 31, 2022, the total drawn on the operating line of credit by Skyline Apt. REIT was \$16,573 (2021 - \$19,390). The operating line of credit bears interest at prime plus 1.25% (2021 - prime plus 1.5%).
- b. Revolving credit facility of \$155,000 (2021 - \$100,000) and swingline facility of \$10,000 (2021 - \$nil) available for use to finance the ongoing working capital requirements of the combined group, which is maintained by Skyline Apt. REIT. At December 31, 2022, the total drawn on the revolving credit facility by Skyline Apt. REIT was \$131,000 (2021 - \$80,000). The revolving credit facility bears interest at prime plus 1.1% or, at the option of the borrower, a fixed rate equal to the floating bankers acceptance rate plus 2.1% for a 30 day or 90 day term.
- c. Construction credit facility of \$nil (2021 - \$22,575) to assist with the financing of the servicing, construction and related soft costs for the 160 Lancaster development project and a letter of credit facility of \$nil (2021 - \$3,000) available for use to finance the municipal and sundry requirements for the 160 Lancaster development project. The facilities bear interest at prime plus 0.5%. At December 31, 2022, the total drawn on the non-revolving credit facility is \$nil (2021 - \$13,310) and the total drawn on the letter of credit facility is \$nil (2021 - \$nil).
- d. Construction credit facility of \$34,312 (2021 - \$34,312) to assist with the financing of the servicing, construction and related soft costs for the 1200 and 1250 Southfield Drive development project and a letter of credit facility of \$3,000 (2021 - \$3,000) available for use to finance the municipal and sundry requirements for the 1200 and 1250 Southfield Drive development project. The facilities bear interest at prime plus 0.5%. At December 31, 2022, the total drawn on the non-revolving credit facility is \$22,259 (2021 - \$2,808) and the total drawn on the letter of credit facility is \$nil (2021 - \$nil).
- e. Construction credit facility of \$32,225 (2021 - \$32,225) to assist with the financing of the servicing, construction and related soft costs for the 53 and 57 Riverview Drive development project and a letter of credit facility of \$3,000 (2021 - \$3,000) available for use to finance the municipal and sundry requirements for the 53 and 57 Riverview Drive development project. The facilities bear interest at prime plus 0.5%. At December 31, 2022, the total drawn on the non-revolving credit facility is \$16,418 (2021 - \$nil) and the total drawn on the letter of credit facility is \$nil (2021 - \$nil).

SKYLINE APARTMENT REAL ESTATE INVESTMENT TRUST
NOTES TO THE CONSOLIDATED FINANCIAL STATEMENTS
FOR THE YEAR ENDED DECEMBER 31, 2022
(in thousands of Canadian dollars, except per unit amounts)

15. FINANCIAL RISK MANAGEMENT (continued)

iii) Liquidity risk (continued)

- f. Construction credit facility of \$30,080 (2021 - \$30,080) to assist with the financing of the servicing, construction and related soft costs for the 351-431 Talisman Drive development project and a letter of credit facility of \$2,500 (2021 - \$2,500) available for use to finance the municipal and sundry requirements for the 351-431 Talisman Drive development project. The facilities bear interest at prime plus 0.5%. At December 31, 2022, the total drawn on the non-revolving credit facility is \$13,257 (2021 - \$nil) and the total drawn on the letter of credit facility is \$nil (2021 - \$nil).
- g. Construction credit facility of \$23,249 (2021 - \$nil) to assist with the financing of the servicing, construction and related soft costs for the 300 South Pelham Road development project and a letter of credit facility of \$2,000 (2021 - \$nil) available for use to finance the municipal and sundry requirements for the 300 South Pelham Road development project. The non-revolving credit facility bears interest at a rate of prime plus 0.5%, or at the option of the borrower, a fixed rate equal to the floating bankers acceptance rate plus 2.15%. The letter of credit facility bears interest at 1.0% per annum. At December 31, 2022, the total drawn on the non-revolving credit facility is \$11,134 (2021 - \$nil) and the total drawn on the letter of credit facility is \$nil (2021 - \$nil).

A reconciliation of movements in revolving credit facility to cash flows arising from financing activities is as follows:

	2022	2021
Revolving credit facility, beginning of year	\$ 99,390	\$ 58,491
Net proceeds (repayments) to revolving credit facility	<u>48,183</u>	<u>40,899</u>
	<u>147,573</u>	<u>99,390</u>
Financing costs included in operations	6,555	3,819
Interest paid	<u>(6,555)</u>	<u>(3,819)</u>
Total liability-related changes	<u>0</u>	<u>0</u>
Revolving credit facility, end of year	<u>\$ 147,573</u>	<u>\$ 99,390</u>

Under the financing agreements, the combined group of RELP and Skyline Apt. REIT are required to maintain a debt service ratio of 1.20 or higher, an interest coverage ratio of at least 2.00 or higher and unitholder equity of at least \$400,000 plus 75% of contributions received during each subsequent fiscal year. The combined group is also required to maintain a funds from operations effective pay-out ratio not exceeding 105%, a total debt to gross book value ratio not exceeding 65% and a mortgage-ability debt service coverage ratio of 1.2 or higher. At December 31, 2022, the combined group was in compliance with the financing agreements.

Skyline Apt. REIT's long term debt consists of first mortgages payable bearing interest rates ranging from 1.6% to 6.7% per annum, payable in monthly instalments of principal and interest of approximately \$9,505 (2021 - 1.6% to 6.7%, instalments of \$8,659), maturing from 2023 to 2032 and are secured by specific charges against specific investment properties.

SKYLINE APARTMENT REAL ESTATE INVESTMENT TRUST
NOTES TO THE CONSOLIDATED FINANCIAL STATEMENTS
FOR THE YEAR ENDED DECEMBER 31, 2022
(in thousands of Canadian dollars, except per unit amounts)

15. FINANCIAL RISK MANAGEMENT (continued)

iii) Liquidity risk (continued)

Skyline Apt. REIT's long term debt also includes second mortgages payable bearing interest at rates ranging from 1.6 % to 4.7%, payable in monthly instalments of principal and interest of approximately \$231 (2021 - 1.6% to 6.1%, instalments of \$186), maturing from 2023 to 2031, and are secured by specific charges against specific investment properties.

Financial liabilities and their obligations are as follows:

December 31, 2022	On demand	Less than one year	One to five years	More than five years	Total
Mortgages payable	\$ 0	\$ 195,458	\$ 1,138,837	\$ 1,126,469	\$ 2,460,764
Limited partnership units	80,768	0	0	0	80,768
Due to related parties	0	13,303	0	0	13,303
Revolving credit facilities	16,573	131,000	0	0	147,573
Accounts payable and accrued liabilities	0	23,863	0	0	23,863
	<u>\$ 97,341</u>	<u>\$ 363,624</u>	<u>\$ 1,138,837</u>	<u>\$ 1,126,469</u>	<u>\$ 2,726,271</u>

December 31, 2021	On demand	Less than one year	One to five years	More than five years	Total
Mortgages payable	\$ 0	\$ 190,093	\$ 777,168	\$ 1,149,168	\$ 2,116,429
Limited partnership units	77,720	0	0	0	77,720
Due to related parties	0	4,098	0	0	4,098
Revolving credit facility	19,390	80,000	0	0	99,390
Accounts payable and accrued liabilities	0	36,765	0	0	36,765
	<u>\$ 97,110</u>	<u>\$ 310,956</u>	<u>\$ 777,168</u>	<u>\$ 1,149,168</u>	<u>\$ 2,334,402</u>

iv) Real estate risk

Skyline Apt. REIT has identified risks associated with the real estate portfolio. The greatest risk is with respect to the fair values of the portfolio due to changes in real estate market conditions, the economic climate, and overall financial health of its tenants.

Skyline Apt. REIT mitigates its exposure to any one tenant as a majority of its investment properties are multi-suite residential which results in a large number of tenants with minimal financial exposure to each. No single residential tenant accounts for 10% or more of Skyline Apt. REIT's residential rental revenue. Skyline Apt. REIT's commercial portfolio has a concentration of risk with a single tenant that represents 23% (2021 - 17%) of commercial revenue. This tenant is under lease until 2023 with three five-year renewal options.

SKYLINE APARTMENT REAL ESTATE INVESTMENT TRUST
NOTES TO THE CONSOLIDATED FINANCIAL STATEMENTS
FOR THE YEAR ENDED DECEMBER 31, 2022
(in thousands of Canadian dollars, except per unit amounts)

16. CAPITAL RISK MANAGEMENT

Skyline Apt. REIT's objectives when managing capital are to safeguard the entity's ability to continue as a going concern in order to provide returns for unitholders, and to maintain an optimal capital structure to reduce the cost of capital.

In order to maintain or adjust the capital structure, Skyline Apt. REIT has the ability to adjust the amount of distributions paid to partners, return capital to partners, issue additional units, refinance existing debt, or sell investment property to reduce debt.

Skyline Apt. REIT monitors capital primarily using a loan to value ratio, which is quotient of mortgages payable to investment properties. As of December 31, 2022, the loan to value ratio was 52% (2021 - 53%), which is within Skyline Apt. REIT's stated policy of 70% or less. Subsequent to December 31, 2022, Skyline Apt. REIT is in compliance with the policy.

During the year, Skyline Apt. REIT did not breach any of its loan covenants, nor did it default on any other of its obligations under its loan agreements.

17. UNITHOLDERS' EQUITY

Skyline Apt. REIT is authorized to issue an unlimited number of REIT units. The REIT units are entitled to distributions as and when declared by the Board of Trustees. On February 25, 2022 Skyline Apt. REIT increased the price per unit for newly issued units and units to be redeemed to \$26.25 from \$25.50. On November 16, 2022 Skyline Apt. REIT increased the price per unit for newly issued units and units to be redeemed to \$26.50 from \$26.25. The units issued and outstanding are as follows:

	2022 Units	2021 Units
Units outstanding, beginning of year	69,193,824	63,213,674
Exchange of limited partnership units	0	6,154
Units issued	4,576,683	6,771,062
Distribution reinvestment plan	1,182,737	1,017,988
Redemptions during the year	<u>(4,482,190)</u>	<u>(1,815,054)</u>
Units outstanding, end of year	<u>70,471,054</u>	<u>69,193,824</u>

18. LIMITED PARTNERSHIP UNITS

At December 31, 2022 there are 37,500 (2021 - 2,520,139) Class B limited partnership units of RELP. RELP's Class B limited partnership units, representing an aggregate fair value of \$994 at December 31, 2022 (2021 - \$64,264), are exchangeable on a one-for-one basis into Skyline Apt. REIT units at any time at the option of the holder. Prior to such exchange, distributions will be made on these exchangeable units in an amount equivalent to the distributions which would have been made had the units been exchanged for Skyline Apt. REIT units. Class B limited partnership units are entitled to a pro rata share of the residual net assets remaining after the preferential claims, thereon, of debt holders.

SKYLINE APARTMENT REAL ESTATE INVESTMENT TRUST
NOTES TO THE CONSOLIDATED FINANCIAL STATEMENTS
FOR THE YEAR ENDED DECEMBER 31, 2022
(in thousands of Canadian dollars, except per unit amounts)

18. LIMITED PARTNERSHIP UNITS (continued)

RELP is authorized to issue an unlimited number of non-voting Class C, D, F, G, H, I and J limited partnership units. RELP's Class C limited partnership units of 177,280 (2021 - 177,280), representing an aggregate fair value of \$4,698 at December 31, 2022 (2021 - \$4,521), and Class D limited partnership units of 350,419 (2021 - 350,419), representing an aggregate fair value of \$9,286 at December 31, 2022 (2021 - \$8,936) share the same characteristics of the Class B limited partnership units described above. RELP's Class F limited partnership units of 633,073 (2021 - nil), representing an aggregate fair value of \$16,776 at December 31, 2022 (2021 - \$nil), Class G limited partnership units of 633,073 (2021 - nil), representing an aggregate fair value of \$16,776 at December 31, 2022 (2021 - \$nil), Class H limited partnership units of 633,073 (2021 - nil), representing an aggregate fair value of \$16,776 at December 31, 2022 (2021 - \$nil), Class I limited partnership units of 211,024 (2021 - nil), representing an aggregate fair value of \$5,592 at December 31, 2022 (2021 - \$nil), Class J limited partnership units of 372,396 (2021 - nil), representing an aggregate fair value of \$9,868 at December 31, 2022 (2021 - \$nil) share the same characteristics of the Class B limited partnership units described above.

A reconciliation of movements in limited partnership units to cash flows arising from financing activities is as follows:

	2022	2021
Limited partnership units, beginning of year	\$ <u>77,720</u>	\$ <u>64,134</u>
Redemptions of limited partnership units	<u>0</u>	<u>(146)</u>
Financing costs included in operations	3,226	2,992
Distribution interest paid	<u>(3,226)</u>	<u>(2,992)</u>
Total liability-related changes	<u>0</u>	<u>0</u>
Changes in fair value	<u>3,048</u>	<u>13,732</u>
Limited partnership units, end of year	<u>\$ 80,768</u>	<u>\$ 77,720</u>

19. SEGMENTED DISCLOSURE

All of Skyline Apt. REIT's assets and liabilities are in, and its revenues are derived from, multi-suite residential and commercial Canadian real estate. Skyline Apt. REIT's investment properties are, therefore, considered by Management to have similar economic characteristics. Thus, Skyline Apt. REIT has one reportable segment for disclosure purposes.

20. COMPARATIVE FIGURES

Certain figures presented for comparative purposes have been reclassified to conform to the current year's presentation. Specifically, the statement of cash flows includes a comparative figure for proceeds on disposition of investment properties held for sale, which was previously included in proceeds on disposition of investment properties.

SKYLINE APARTMENT REAL ESTATE INVESTMENT TRUST
NOTES TO THE CONSOLIDATED FINANCIAL STATEMENTS
FOR THE YEAR ENDED DECEMBER 31, 2022
(in thousands of Canadian dollars, except per unit amounts)

21. SUBSEQUENT EVENTS

Effective January 1, 2023, RELP and Skyline Apt. REIT entered into an agreement with Skyline Apartment Asset Management Inc. ('SAAMI') to purchase SAAMI's asset management business. On closing, RELP acquired SAAMI's asset management business in return for convertible Class E Limited partnership units of RELP, that are exchangeable for Skyline Apt. REIT units and an equal number of special voting units of Skyline Apt. REIT. The purchase price of the asset management business was \$110,000 and SAAMI received 4,150,943.4 Class E Limited partnership units in exchange. The purchase price associated with the internalization of the asset management business did not utilize cash resources of RELP. Under the purchase and sale agreement, SAAMI is required to hold the units until the fifth anniversary subject to limited exceptions.

Effective March 7, 2023, the price at which Skyline Apt. REIT units are subscribed and redeemed, increased to \$27.75 from \$26.50.



SKYLINE
APARTMENT REIT

SKYLINE
APARTMENTS
MEREWOOD
1111 EAST OREGON AVENUE
770.744.6637